2011 Census Profile for Eastbrook Ward

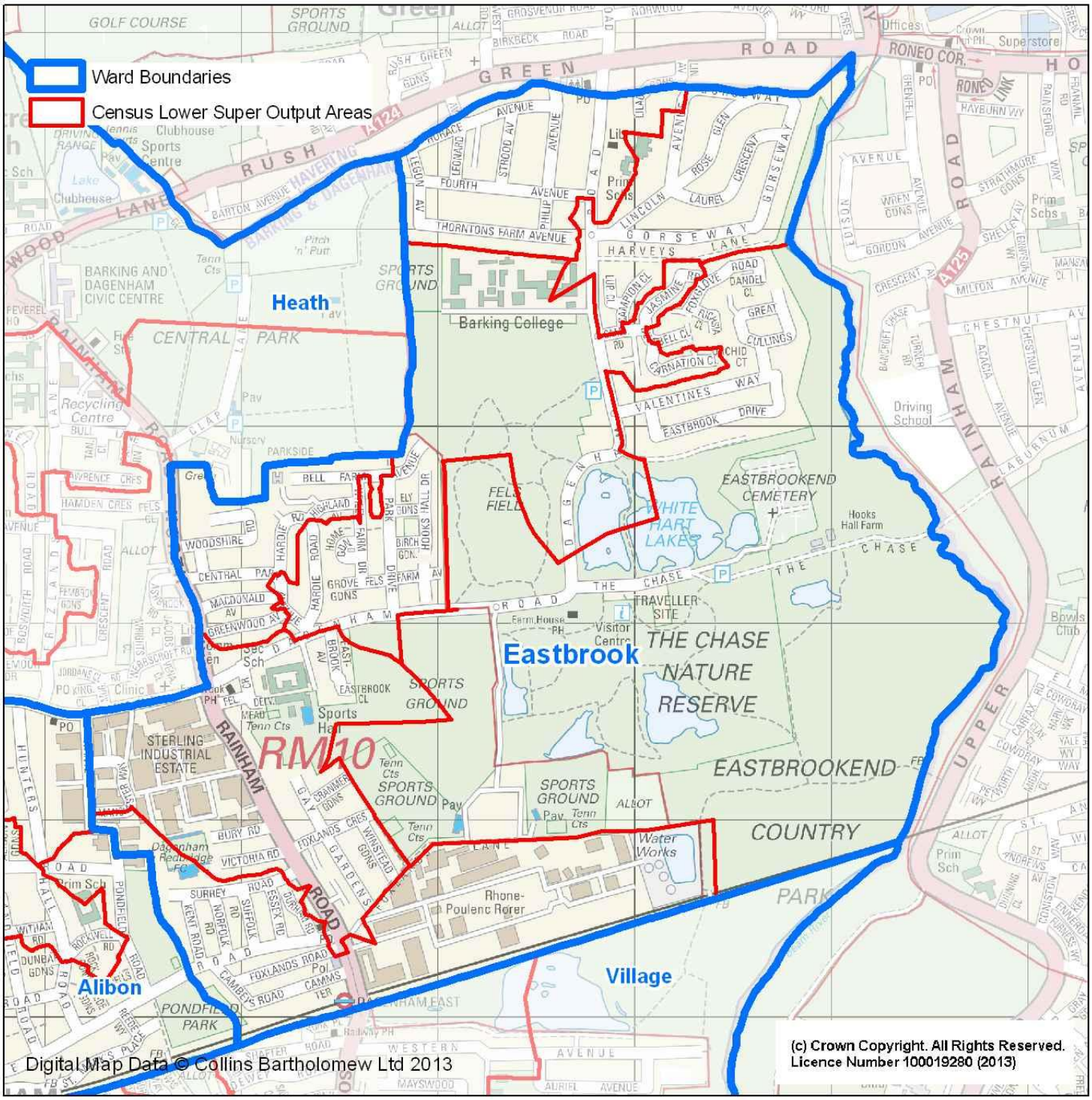

Table of Contents

1. Introduction 4
2. Summary of Eastbrook Ward 5
3. Age 6
4. Tenure 8
5. Household Composition 10
6. Ethnic Group 12
7. Religion 16
8. Language (top 10 spoken as main language) 18
9. Deprivation 20
10. Health and Provision of Unpaid Care 22
11. Economic Activity 24
12. Unemployment 24
13. Students and Qualifications 26

1. Introduction

The Census, which happens every 10 years in March provides a detailed snapshot picture of the population at that particular time. It gives a count of all people and households and is the most complete source of information about the population that is available. This document focuses solely on 2011 Census data which has been broken down to individual ward level.

The 2011 Census has shown that Barking and Dagenham has experienced significant demographic change between 2001 and 2011, especially in terms of age, ethnicity, religion, tenure and household composition. This change in Barking and Dagenham is part of the trend across East London which has been happening in inner London boroughs such as Newham and Tower Hamlets since 1991 and earlier.

This document contains a selection of ward information from the 2011 Census. Data tables have been included to show percentage, and actual number data for each topic by ward and a comparison with the borough. There is also a ranking column for each table. This compares the category percentage of all seventeen borough wards, and shows where this ward is ranked. A ranking of 1 is the highest percent of any borough ward and a ranking of 17 is the lowest percent of any borough ward.

In addition to data tables, maps are also included to illustrate where for example, the highest levels of qualifications exist across the borough, or which areas have the lowest levels of economic activity. The maps make it possible to see how one ward compares with another, as well as showing differences in an individual ward.

More 2011 Census information for Barking and Dagenham can be found at:
http://www.lbbd.gov.uk/CouncilandDemocracy/Census/Pages/Census11.aspx

For information please contact:

Kelly Rowson	020 - 8227 - 5638	Kelly.rowson@lbbd.gov.uk
Phil Canham	020 - 8227 - 3424	Phil.canham@lbbd.gov.uk

2. Summary of Census Information for Eastbrook Ward

Compared to the borough as a whole, and to other wards, Eastbrook Ward has the following key characteristics:

- Eastbrook Ward has a total population of 10,506 residents and in general has a much older age profile than most other areas and has more families with older children.
- There is a predominance of owned households which is balanced by some of the lowest proportions of social rented and private rented households compared to all other wards.
- Compared to other parts of the borough there are relatively larger proportions of Older Person Households, Married Couple Households, and Cohabiting Couples with No Children. In comparison, there are very low proportions of Lone Parent Households, and One Person Households Aged Less than 65 Years.
- Eastbrook Ward has the least ethnically diverse populations of all borough wards and the largest proportions of White British residents when compared to all other wards. It also has much lower percentages of almost all other ethnic groups compared to other wards, particularly amongst Asian groups.
- Generally, there are low proportions of most religions except Christianity in Eastbrook Ward when compared to the rest of the borough.
- There are 64% of residents in Eastbrook Ward who report themselves as Christians, which is well above the borough average of 56%. Eastbrook Ward has the highest amount of Christian residents compared with all other wards in the borough.
- Eastbrook Ward also has the lowest number of residents who are Muslims out of all the wards in the borough at 5.3%, which is significantly lower than the borough average of 13.7%.
- Generally, deprivation levels are relatively low in Eastbrook Ward when compared to the borough as a whole.
- There are above average percentages of residents providing 1-19 hours of unpaid care a week.
- Eastbrook Ward has the lowest proportion of full time students aged 18 and over of any ward, comprising 416 residents which is 5.0% of the population. This is possibly due to the older age profile of this ward.
- Conversely, the ward has the highest proportion of full time students aged 16 to 17. This is partly a result of the high number of this age group in this ward and partly due to the higher number of residents staying in further education.

3. Age

Age Bands	Eastbrook Number	Eastbrook %	LBBD %	Ward Ranking
All Residents	10,506	10,506	185,911	
0-4	758	7.2%	10.0%	17
5-9	640	6.1%	7.7%	17
10-15	834	7.9%	8.2%	14
16-19	679	6.5%	5.4%	1
20-24	756	7.2%	7.0%	4
25-29	694	6.6%	8.1%	17
30-44	2,050	19.5%	23.4%	17
45-59	2,040	19.4%	16.1%	1
60-64	512	4.9%	3.7%	1
65-74	725	6.9%	5.0%	1
75-84	558	5.3%	3.8%	2
85 and Over	260	2.5%	1.6%	3

Eastbrook Ward has a total population of 10,506 residents. The age structure is in general much older than other areas and has more families with older children.

Residents aged 0 to 9 years make up the smallest proportion of the population in Eastbrook Ward compared to all other wards in the borough. This represents 13.3% of the total ward population which is lower when compared to the borough average of 17.7%. The 10 to 14 year age group is also relatively small.

Conversely Eastbrook Ward has the highest proportion of 16-19 year age group at 6.5% when compared to all other wards, and is above the borough average of 5.4%.

Eastbrook Ward has the lowest proportion of residents aged 25-44 at 26.1% when compared to all other wards, which is lower than the borough average of 31.5%. This relatively small group largely represents younger working age residents.

Finally, residents aged 45-74 years represent the largest age groups in Eastbrook Ward at 31.2%. This is the highest percentage compared to a borough wide average of 24.8%. Residents aged 70 and over also make up one of the highest proportions of the population compared to all other wards.

Eastbrook Ward has high proportions of part and full time workers, low proportions of full time students, low proportions of all categories of economically active residents, except retired residents in comparison with the rest of the borough.

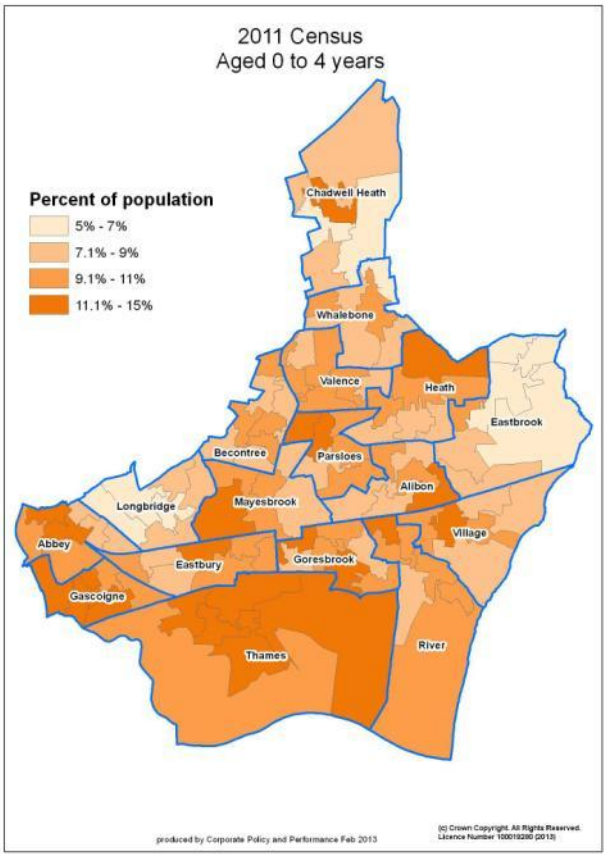
2011 Census
Aged 0 to 4 years
Percent of population
5% - 7%
7.1% - 9%
9.1% - 11%
11.1% - 15%
Chadwell Heath
Whalebone
Valence
Heath
Eastbrook
Becontree
Parsloes
Alibon
Longbridge
Mayesbrook
Village
Abbey
Eastbury
Goresbrook
Gascoigne
Thames
River
produced by Corporate Policy and Performance Feb 2013
(c) Crown Copyright. All Rights Reserved.
Licence Number 100019280 (2013)

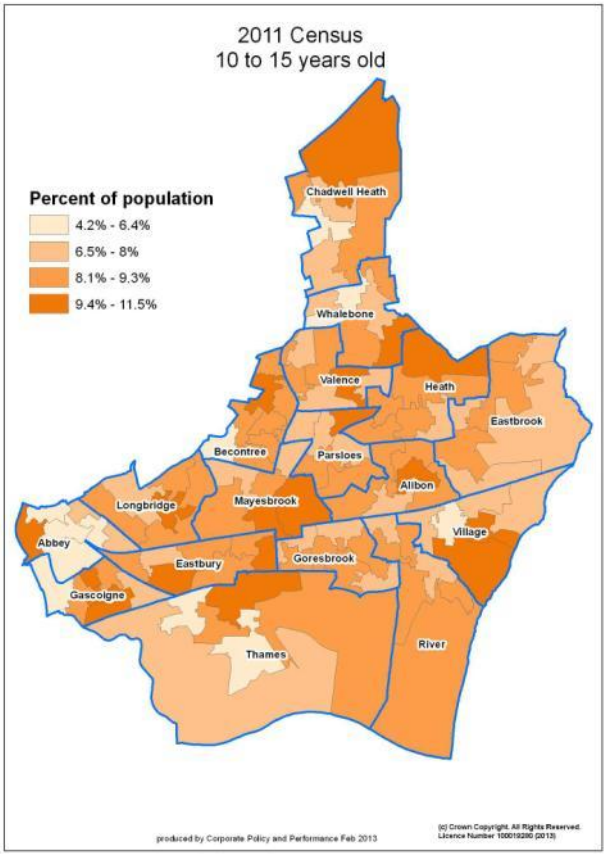
2011 Census
10 to 15 years old
Percent of population
4.2% - 6.4%
6.5% - 8%
8.1% - 9.3%
9.4% - 11.5%
Chadwell Heath
Whalebone
Valence
Heath
Eastbrook
Becontree
Parsloes
Alibon
Longbridge
Mayesbrook
Village
Abbey
Eastbury
Goresbrook
Gascoigne
Thames
River
produced by Corporate Policy and Performance Feb 2013
(c) Crown Copyright. All Rights Reserved.
Licence Number 100019280 (2013)

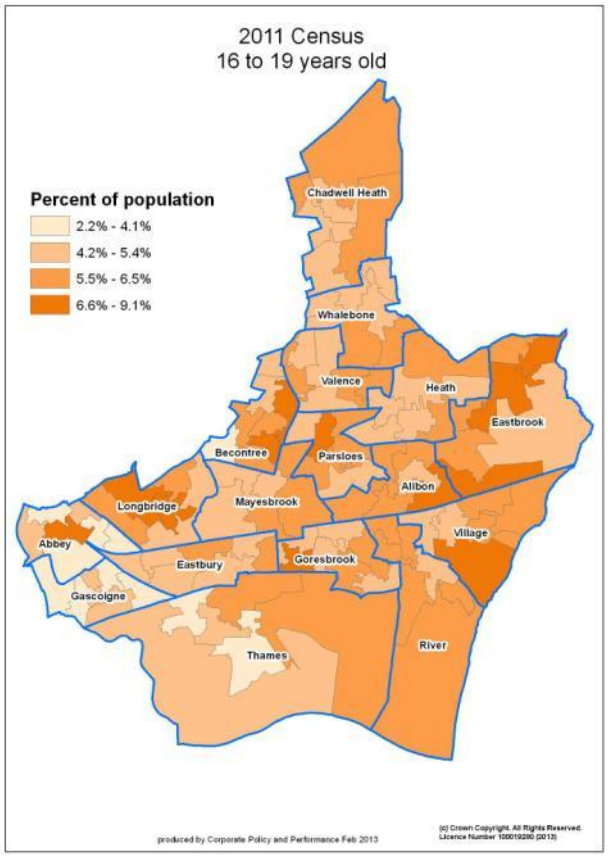
2011 Census
16 to 19 years old
Percent of population
2.2% - 4.1%
4.2% - 5.4%
5.5% - 6.5%
6.6% - 9.1%
Chadwell Heath
Whalebone
Valence
Heath
Eastbrook
Becontree
Parsloes
Alibon
Longbridge
Mayesbrook
Village
Abbey
Eastbury
Goresbrook
Gascoigne
Thames
River
produced by Corporate Policy and Performance Feb 2013
(c) Crown Copyright. All Rights Reserved.
Licence Number 100019280 (2013)

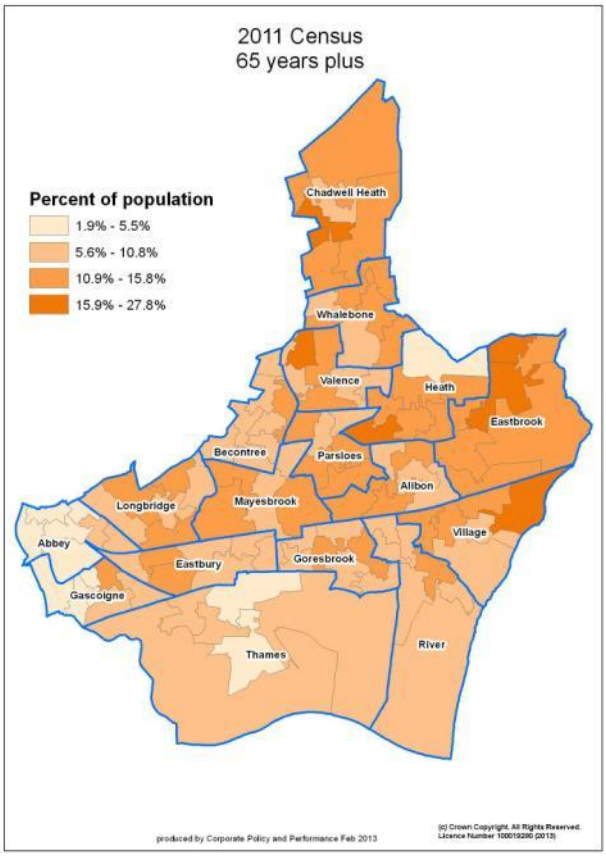
2011 Census
65 years plus
Percent of population
1.9% - 5.5%
5.6% - 10.8%
10.9% - 15.8%
15.9% - 27.8%
Chadwell Heath
Whalebone
Valence
Heath
Eastbrook
Becontree
Parsloes
Alibon
Longbridge
Mayesbrook
Village
Abbey
Eastbury
Goresbrook
Gascoigne
Thames
River
produced by Corporate Policy and Performance Feb 2013
(c) Crown Copyright. All Rights Reserved.
Licence Number 100019280 (2013)

4. Tenure

	Tenure	Eastbrook Number	Eastbrook %	LBBD %	Ward Ranking
Owned	All Households	3,887	3,887	69,681	
	Owned Outright	1,119	28.8%	17.1%	2
	Owned With Mortgage	1,507	38.8%	29.3%	2
	Shared Ownership	20	0.5%	1.3%	16
Social Rented	Council	618	15.9%	28.4%	15
	Other	158	4.1%	5.3%	12
Private Rented	Private Landlord	404	10.4%	16.6%	16
	Other Private Rented	32	0.8%	1.1%	13
Other	Living Rent Free	29	0.7%	1.0%	14

Eastbrook Ward has a total of 3,887 households.

Residents in Eastbrook Ward predominantly tend to own their homes and ownership accounts for 68.1% of all households in the ward compared to 47.7% for the borough.

This predominance of owned households is balanced by some of the lowest proportions of social rented and private rented households compared to all other wards.

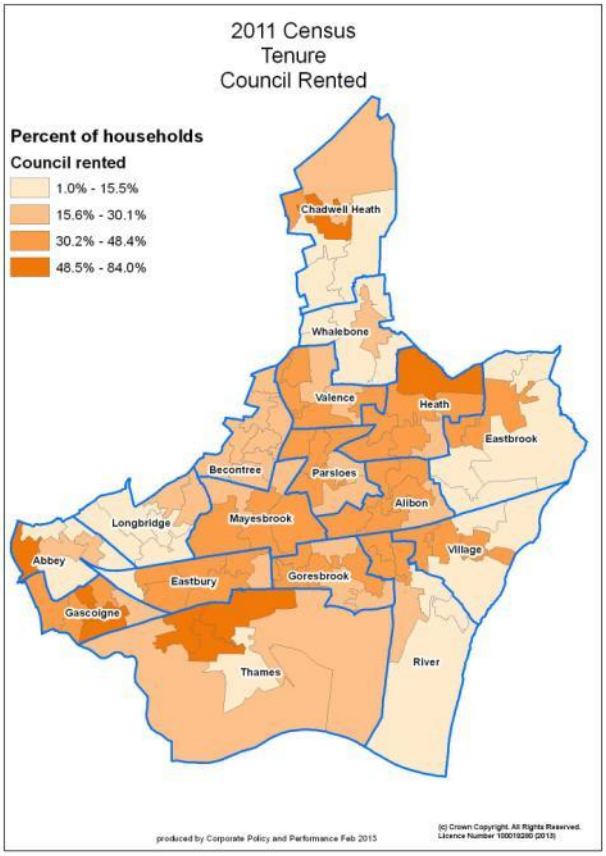
2011 Census
Tenure
Council Rented
Percent of households
Council rented
1.0% - 15.5%
15.6% - 30.1%
30.2% - 48.4%
48.5% - 84.0%
Chadwell Heath
Whalebone
Valence
Heath
Eastbrook
Becontree
Parsloes
Alibon
Longbridge
Mayesbrook
Village
Abbey
Eastbury
Goresbrook
Gascoigne
Thames
River
produced by Corporate Policy and Performance Feb 2013
(c) Crown Copyright. All Rights Reserved.
Licence Number 100019280 (2013)

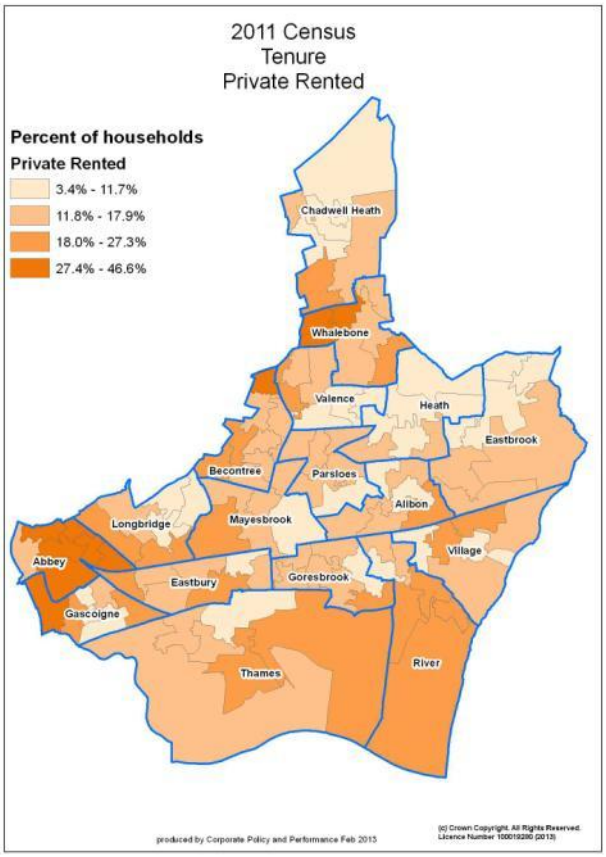
2011 Census
Tenure
Private Rented
Percent of households
Private Rented
3.4% - 11.7%
11.8% - 17.9%
18.0% - 27.3%
27.4% - 46.6%
Chadwell Heath
Whalebone
Valence
Heath
Eastbrook
Becontree
Parsloes
Alibon
Longbridge
Mayesbrook
Village
Abbey
Eastbury
Goresbrook
Gascoigne
Thames
River
produced by Corporate Policy and Performance Feb 2013
(c) Crown Copyright. All Rights Reserved.
Licence Number 100019280 (2013)

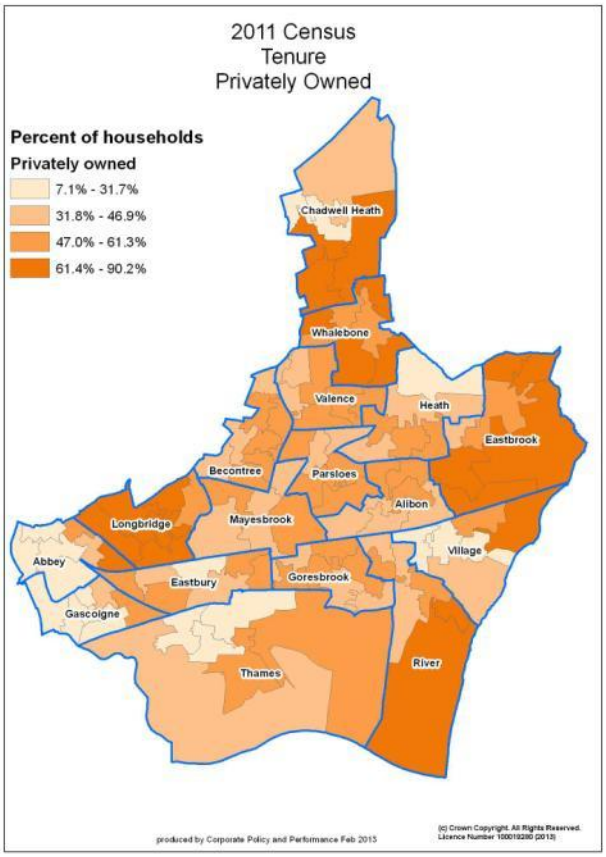
2011 Census
Tenure
Privately Owned
Percent of households
Privately owned
7.1% - 31.7%
31.8% - 46.9%
47.0% - 61.3%
61.4% - 90.2%
Chadwell Heath
Whalebone
Valence
Heath
Eastbrook
Becontree
Parsloes
Alibon
Longbridge
Mayesbrook
Village
Abbey
Eastbury
Goresbrook
Gascoigne
Thames
River
produced by Corporate Policy and Performance Feb 2013
(c) Crown Copyright. All Rights Reserved.
Licence Number 100019280 (2013)

5. Household Composition

	Eastbrook Number	Eastbrook %	LBBD %	Ward Ranking
All Households	3,887	3,887	69,681	
One Person Household: Aged 65 and Over	484	12.5%	10.5%	4
One Person Household: Other	532	13.7%	17.0%	16
One Family: All aged 65 and Over	273	7.0%	4.1%	1
Married or Same Sex Civil Partnership: No Children	347	8.9%	7.2%	1
Married or Same Sex Civil Partnership: Dependent Children	689	17.7%	16.5%	4
Married or Same Sex Civil Partnership: No Dependent Children	303	7.8%	5.3%	2
Cohabiting Couple: No Children	139	3.6%	2.9%	2
Cohabiting Couple: Dependent Children	173	4.5%	4.4%	11
Cohabiting Couple: No Dependent Children	15	0.4%	0.5%	13
Lone Parent Family: Dependent Children	386	9.9%	14.4%	16
Lone Parent Family: No Dependent Children	193	5.0%	4.7%	8
Other Household Types: With Dependent Children	175	4.5%	6.3%	17
Other Household Types: All Full Time Students	2	0.1%	0.3%	17
Other Household Types: All Aged 65 and over	8	0.2%	0.3%	10
Other	168	4.3%	5.6%	14

Household composition in Eastbrook Ward is likely to be largely influenced by its older age structure profile. Compared to other parts of the borough there are relatively larger proportions of Older Person Households, Married Couple Households, and Cohabiting Couples with No Children. In comparison, there are very low proportions of Lone Parent Households, and One Person Households Aged Less than 65 Years.

Eastbrook Ward has the highest proportion in the borough of Family Households where All Occupants are Aged 65 Plus totalling 273 households. This represents 7.0% of all ward households compared to 4.1% for the borough.

Married (or Same Sex Civil Partnership) Couples with No Children total 347 households in Eastbrook Ward which represents 8.9% of all ward households. This is the highest proportion of this family type out of all wards and is higher than the borough average of 7.2%.

Eastbrook also has the second lowest proportion of Lone Parent Households with Dependent Children totalling 386 households. This represents 9.9% of all ward households compared to 14.4% for the borough.

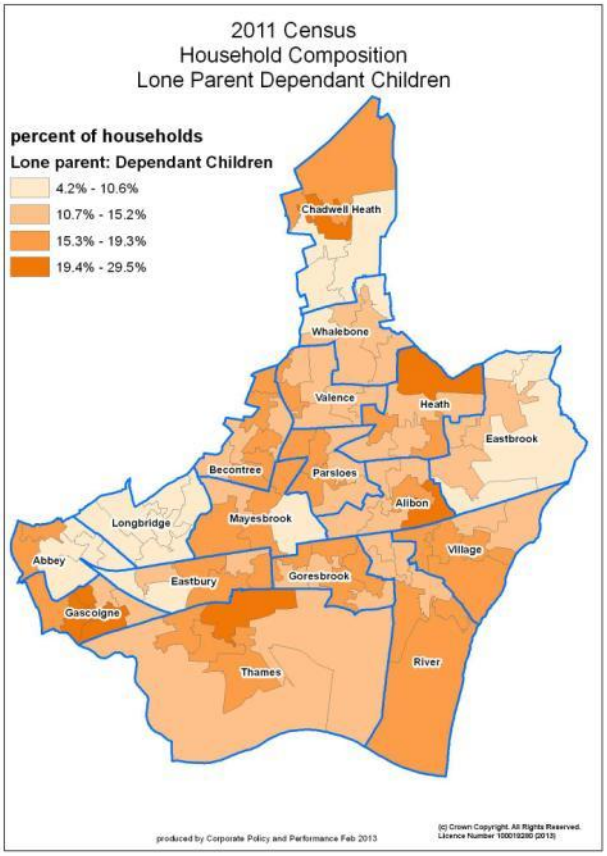

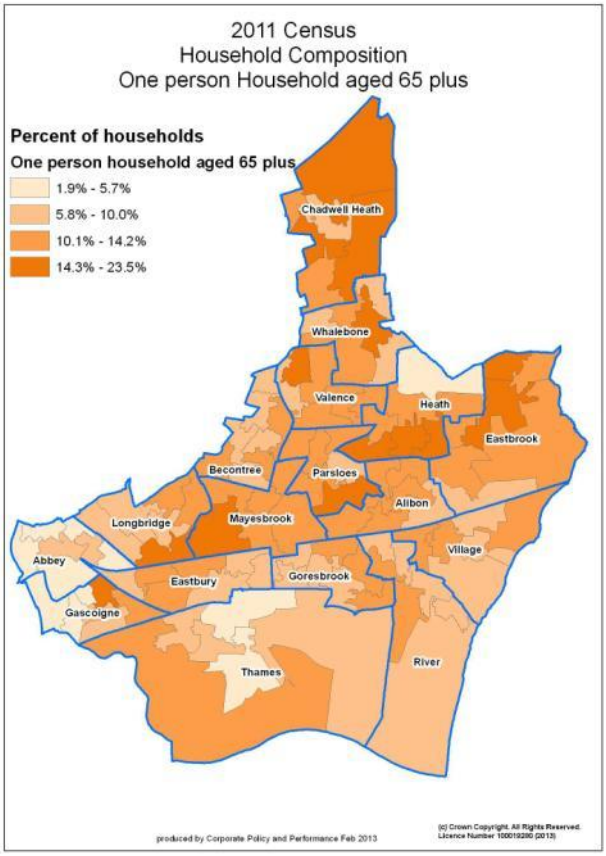

6. Ethnic Group

	Ethnic Group	Eastbrook Number	Eastbrook %	LBBD %	Ward Ranking
	All Residents	10,506	10,506	185,911	
White	White British	7,246	69.0%	49.5%	1
	White: Irish	157	1.5%	1.0%	3
	White: Other	501	4.8%	7.8%	17
Mixed	Mixed: White and Black Caribbean	97	0.9%	1.4%	16
	Mixed: White and Black African	61	0.6%	1.1%	17
	Mixed: White and Asian	71	0.7%	0.7%	8
	Mixed: Other	102	1.0%	1.0%	8
Asian	Asian: Indian	169	1.6%	4.0%	12
	Asian: Pakistani	94	0.9%	4.3%	16
	Asian: Bangladeshi	192	1.8%	4.1%	16
	Asian: Chinese	79	0.8%	0.7%	5
	Asian: Other	232	2.2%	2.8%	10
Black	Black: African	1,142	10.9%	15.4%	14
	Black: Caribbean	222	2.1%	2.8%	14
	Black: Other	87	0.8%	1.7%	16
Other	Arab	15	0.1%	0.5%	17
	Any Other Ethnic Group	39	0.4%	1.0%	17

Eastbrook Ward has the least ethnically diverse populations of all borough wards.

The largest single group in Eastbrook Ward is White British representing 7,246 residents and is 69% of the total ward population which is significantly higher than the borough average of 49.5%. Eastbrook Ward has the largest percentage of White British residents when compared to all other wards in the borough.

The second largest group in the ward is Black African represented by 1,142 residents and accounting for 10.9% of the population. However this proportion is much lower than the borough average.

Eastbrook Ward has the smallest (or close to the smallest) percentages of almost all other ethnic groups compared to other wards, particularly amongst Asian groups (apart from Chinese).

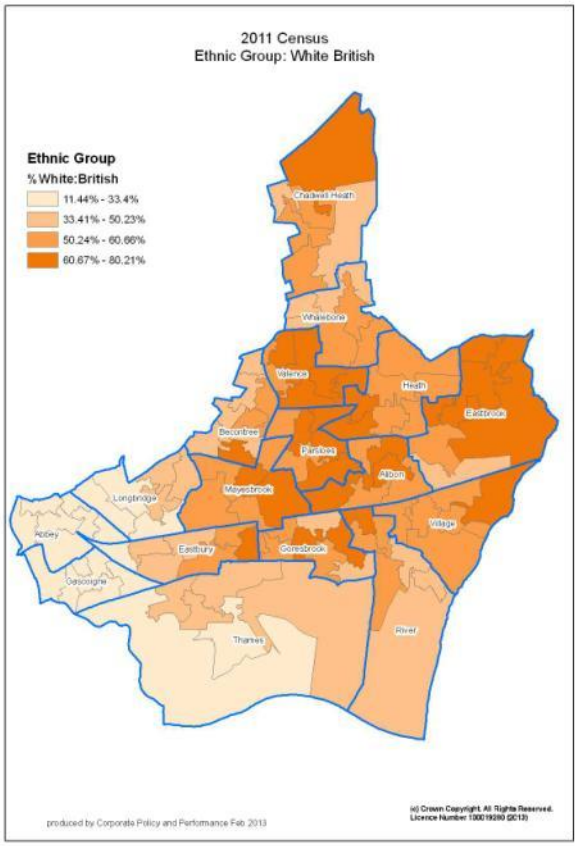
2011 Census
Ethnic Group: White British
Ethnic Group
% White:British
11.44% - 33.4%
33.41% - 50.23%
50.24% - 60.66%
60.67% - 80.21%
Chadwell Heath
Whalebone
Valence
Heath
Eastbrook
Becontree
Parsloes
Alibon
Mayesbrook
Longbridge
Abbey
Eastbury
Goresbrook
Village
Gascoigne
Thames
River
produced by Corporate Policy and Performance Feb 2013
(c) Crown Copyright. All Rights Reserved.
Licence Number 100019280 (2013)

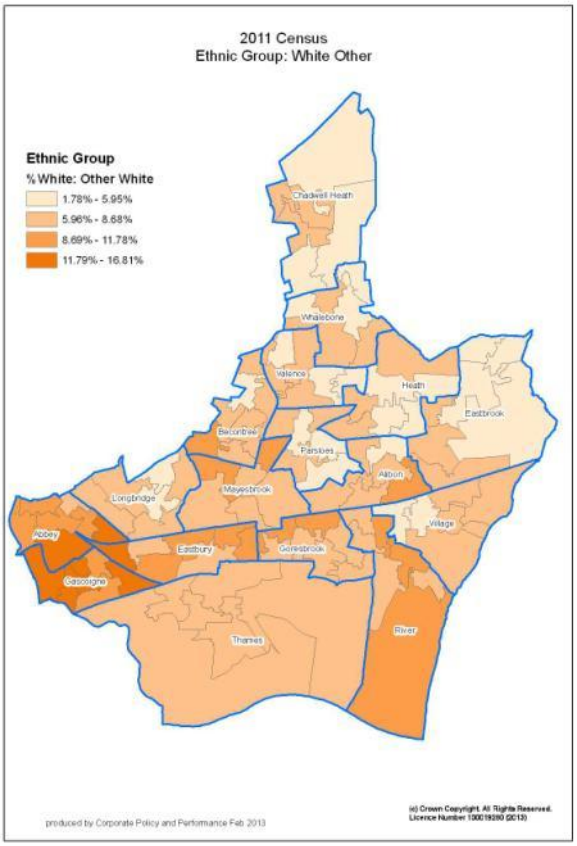
2011 Census
Ethnic Group: White Other
Ethnic Group
% White: Other White
1.78% - 5.95%
5.96% - 8.68%
8.69% - 11.78%
11.79% - 16.81%
Chadwell Heath
Whalebone
Valence
Heath
Eastbrook
Becontree
Parsloes
Alibon
Mayesbrook
Longbridge
Abbey
Eastbury
Goresbrook
Village
Gascoigne
Thames
River
produced by Corporate Policy and Performance Feb 2013
(c) Crown Copyright. All Rights Reserved.
Licence Number 100019280 (2013)

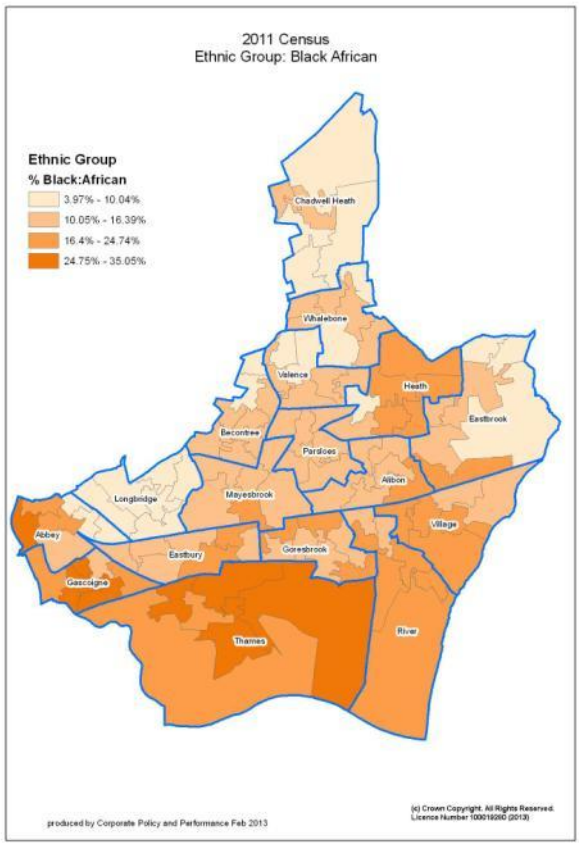
2011 Census
Ethnic Group: Black African
Ethnic Group
% Black:African
3.97% - 10.04%
10.05% - 16.39%
16.4% - 24.74%
24.75% - 35.05%
Chadwell Heath
Whalebone
Valence
Heath
Eastbrook
Becontree
Parsloes
Alibon
Mayesbrook
Longbridge
Abbey
Eastbury
Goresbrook
Village
Gascoigne
Thames
River
produced by Corporate Policy and Performance Feb 2013
(c) Crown Copyright. All Rights Reserved.
Licence Number 100019280 (2013)

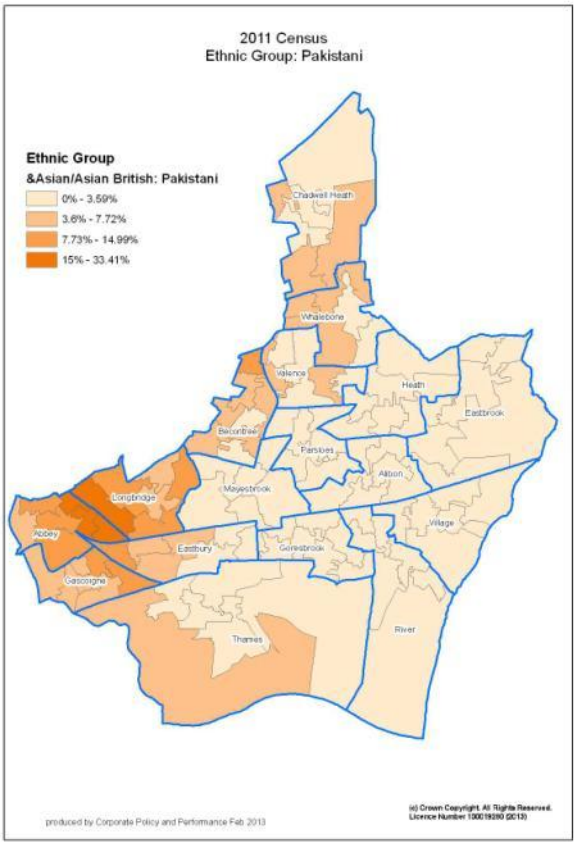
2011 Census
Ethnic Group: Pakistani
Ethnic Group
&Asian/Asian British: Pakistani
0% - 3.59%
3.6% - 7.72%
7.73% - 14.99%
15% - 33.41%
Chadwell Heath
Whalebone
Valence
Heath
Eastbrook
Becontree
Parsloes
Alibon
Mayesbrook
Longbridge
Abbey
Eastbury
Goresbrook
Village
Gascoigne
Thames
River
produced by Corporate Policy and Performance Feb 2013
(c) Crown Copyright. All Rights Reserved.
Licence Number 100019280 (2013)

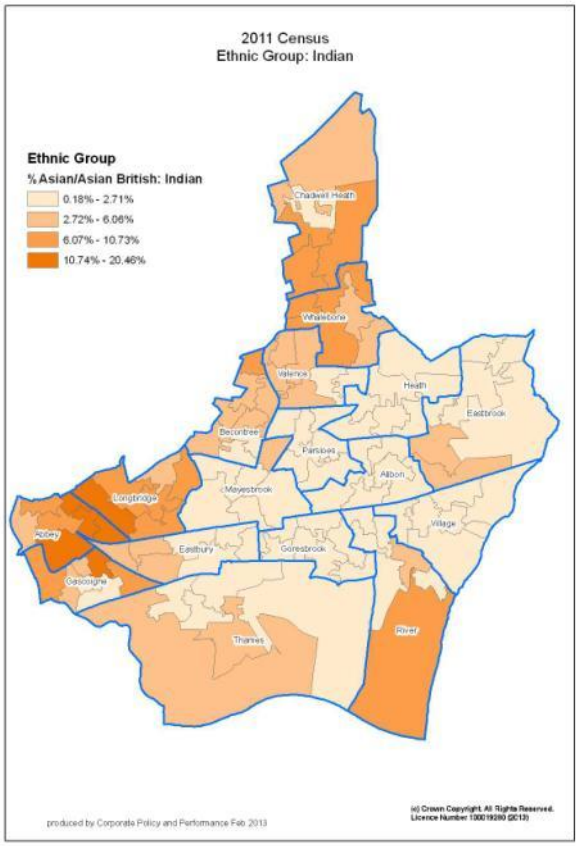
2011 Census
Ethnic Group: Indian
Ethnic Group
% Asian/Asian British: Indian
0.18% - 2.71%
2.72% - 6.06%
6.07% - 10.73%
10.74% - 20.46%
Chadwell Heath
Whalebone
Valence
Heath
Eastbrook
Becontree
Parsloes
Alibon
Mayesbrook
Longbridge
Village
Abbey
Eastbury
Goresbrook
Gascoigne
Thames
River
produced by Corporate Policy and Performance Feb 2013
(c) Crown Copyright. All Rights Reserved.
Licence Number 100019280 (2013)

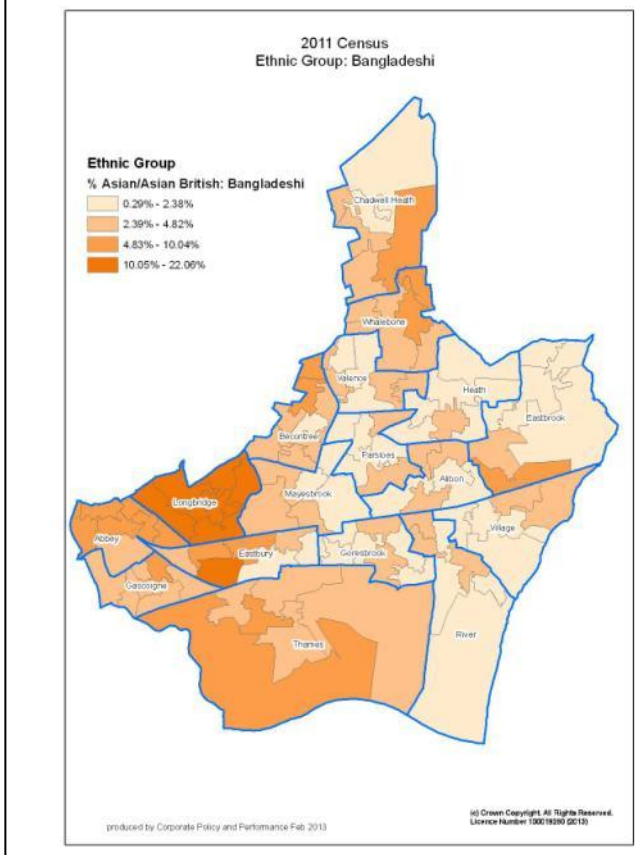
2011 Census
Ethnic Group: Bangladeshi
Ethnic Group
% Asian/Asian British: Bangladeshi
0.29% - 2.38%
2.39% - 4.82%
4.83% - 10.04%
10.05% - 22.06%
Chadwell Heath
Whalebone
Valence
Heath
Eastbrook
Becontree
Parsloes
Alibon
Mayesbrook
Longbridge
Village
Abbey
Eastbury
Goresbrook
Gascoigne
Thames
River
produced by Corporate Policy and Performance Feb 2013
(c) Crown Copyright. All Rights Reserved.
Licence Number 100019280 (2013)

This page has intentionally been left blank.

7. Religion

Religion	Eastbrook Number	Eastbrook %	LBBD %	Ward Ranking
All Residents	10,506	10,506	185,911	
Christian	6,721	64.0%	56.0%	1
Buddhist	41	0.4%	0.5%	10
Hindu	86	0.8%	2.4%	14
Jewish	30	0.3%	0.2%	6
Muslim	557	5.3%	13.7%	17
Sikh	55	0.5%	1.6%	12
Other Religion	27	0.3%	0.3%	12
No Religion	2,331	22.2%	18.9%	7
Religion Not Stated	658	6.3%	6.4%	11

Generally, there are low proportions of most religions except Christianity in Eastbrook Ward when compared to the rest of the borough.

There are 64% of residents in Eastbrook Ward who report themselves as Christians, which is well above the borough average of 56%. Eastbrook Ward has the highest amount of Christian residents compared with all other wards in the borough.

Eastbrook Ward also has the lowest number of residents who are Muslims out of all the wards in the borough at 5.3%, which is significantly lower than the borough average of 13.7%.

There are 22.2% of Eastbrook Ward residents with ‘No Religion’, which is above the borough average of 18.9%.

Compared to the borough, the proportions of all other religions are lower in Eastbrook Ward.

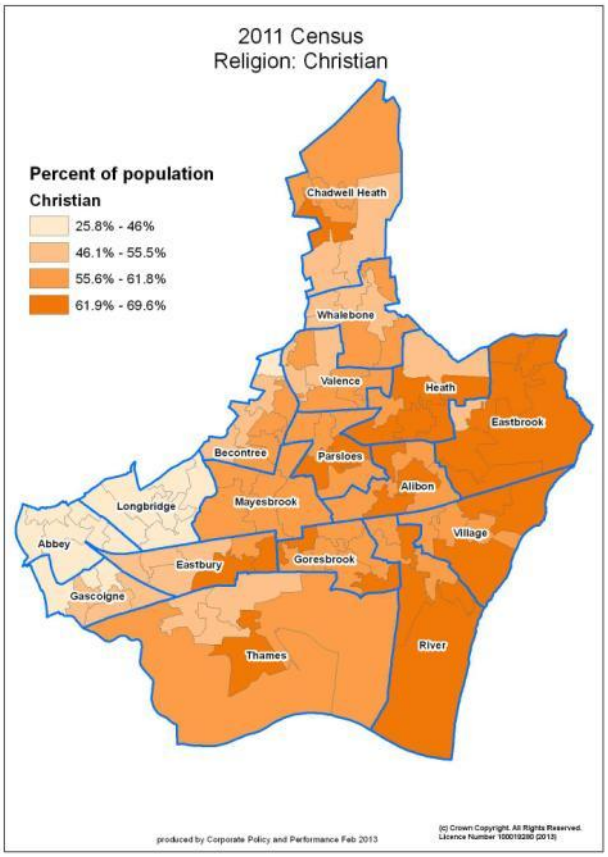
2011 Census
Religion: Christian
Percent of population
Christian
25.8% - 46%
46.1% - 55.5%
55.6% - 61.8%
61.9% - 69.6%
Chadwell Heath
Whalebone
Valence
Heath
Eastbrook
Becontree
Parsloes
Alibon
Longbridge
Mayesbrook
Village
Abbey
Eastbury
Goresbrook
Gascoigne
Thames
River
produced by Corporate Policy and Performance Feb 2013
(c) Crown Copyright. All Rights Reserved.
Licence Number 100019280 (2013)

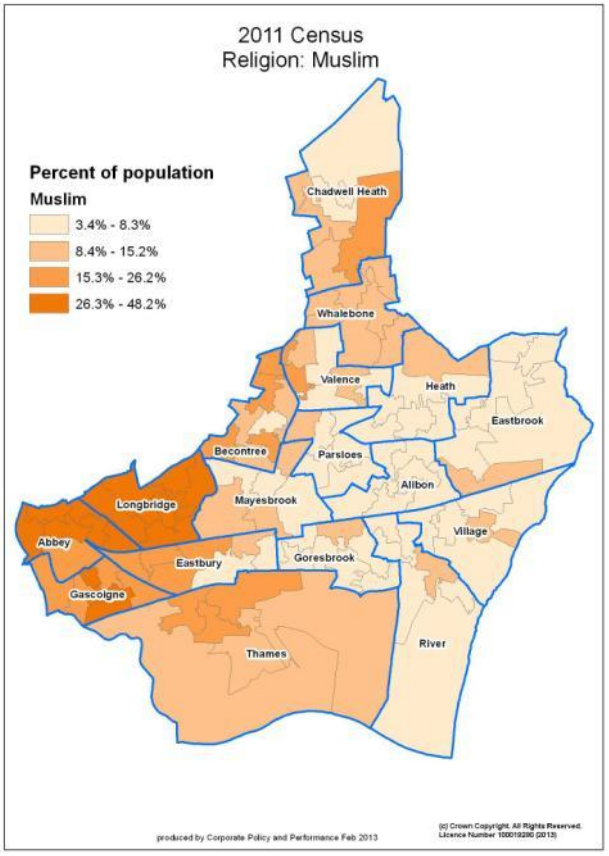
2011 Census
Religion: Muslim
Percent of population
Muslim
3.4% - 8.3%
8.4% - 15.2%
15.3% - 26.2%
26.3% - 48.2%
Chadwell Heath
Whalebone
Valence
Heath
Eastbrook
Becontree
Parsloes
Alibon
Longbridge
Mayesbrook
Village
Abbey
Eastbury
Goresbrook
Gascoigne
Thames
River
produced by Corporate Policy and Performance Feb 2013
(c) Crown Copyright. All Rights Reserved.
Licence Number 100019280 (2013)

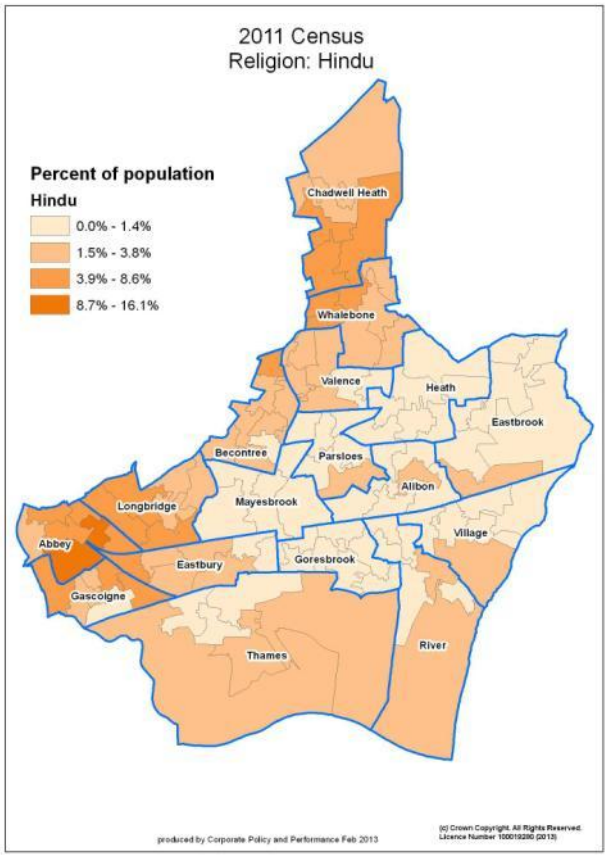
2011 Census
Religion: Hindu
Percent of population
Hindu
0.0% - 1.4%
1.5% - 3.8%
3.9% - 8.6%
8.7% - 16.1%
Chadwell Heath
Whalebone
Valence
Heath
Eastbrook
Becontree
Parsloes
Alibon
Longbridge
Mayesbrook
Village
Abbey
Eastbury
Goresbrook
Gascoigne
Thames
River
produced by Corporate Policy and Performance Feb 2013
(c) Crown Copyright. All Rights Reserved.
Licence Number 100019280 (2013)

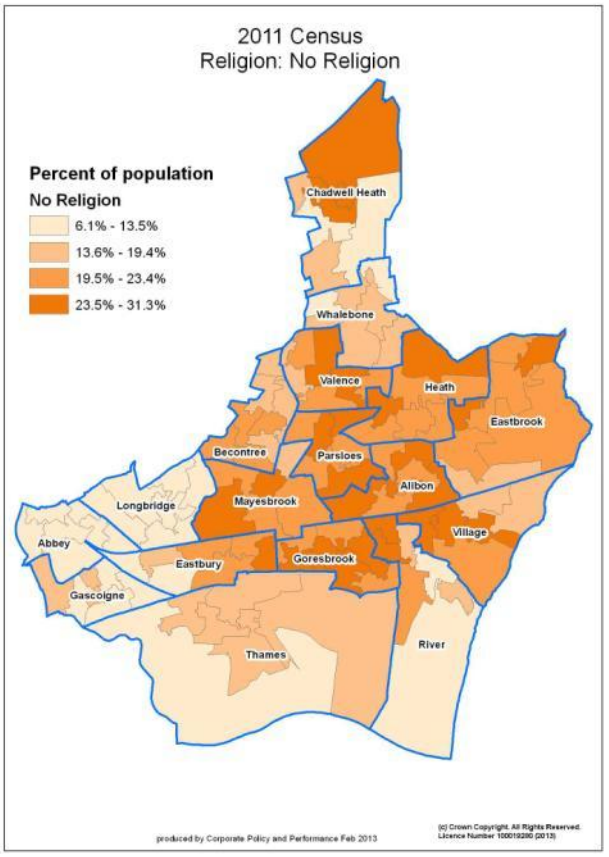
2011 Census
Religion: No Religion
Percent of population
No Religion
6.1% - 13.5%
13.6% - 19.4%
19.5% - 23.4%
23.5% - 31.3%
Chadwell Heath
Whalebone
Valence
Heath
Eastbrook
Becontree
Parsloes
Alibon
Longbridge
Mayesbrook
Village
Abbey
Eastbury
Goresbrook
Gascoigne
Thames
River
produced by Corporate Policy and Performance Feb 2013
(c) Crown Copyright. All Rights Reserved.
Licence Number 100019280 (2013)

8. Language (top 10 spoken as main language[1])

	Eastbrook Number	Eastbrook %	LBBD %	Ward Ranking
Total residents aged 3 and over	10,044	100%	174,667	
English (English or Welsh if in Wales)	9,072	90.3%	81.3%	1
Other European Language (EU); Lithuanian	157	1.6%	2.3%	16
South Asian Language; Bengali (With Sylheti and Chatgaya)	107	1.1%	2.0%	14
Portuguese	56	0.6%	0.8%	13
East Asian Language; Tagalog/Filipino	54	0.5%	0.3%	2
Other European Language (EU); Polish	46	0.5%	1.0%	17
French	45	0.4%	0.7%	16
Other European Language (EU); Romanian	29	0.3%	0.7%	17
Other European Language (Non EU); Albanian	29	0.3%	0.8%	16
South Asian Language; Urdu	28	0.3%	1.7%	16
Other	421	4.2%	8.4%	17

As in all wards, English is spoken as a main language by the highest proportion of residents in Eastbrook Ward representing 9,072 residents. This is 90.3% of the total ward population and is much higher than the borough average of 81.3%. Eastbrook Ward has the highest percentage of residents speaking English of all 17 borough wards.

Apart from English there are sixty-nine different main languages spoken in Eastbrook Ward, together spoken by 9.7% of residents.

After English, the second most commonly used language used as a main language in Eastbrook Ward is Lithuanian spoken by 157 residents, making up 1.6% of the population. This is much lower the borough average of 2.3%, with only Chadwell Heath Ward having a lower percentage. Other key languages are Bengali, Portuguese, Filipino, Polish, French, Romanian, Albanian and Urdu, although these languages are spoken by relatively few residents compared to the rest of the borough.

Filipino is spoken as a main language by 54 residents which is 0.5% of the total ward population. Although this is a small number of residents, there is only one other ward (Village) with a higher percentage of residents speaking this language.

[1] Main Language is a person's first or preferred language

This page has been intentionally left blank.

9. Deprivation[2]

	Eastbrook Number	Eastbrook %	LBBD %	Ward Ranking
All Households	3,887	3,887	69,681	
Household is Not Deprived in Any Dimension	1,358	34.9%	28.2%	2
Household is Deprived in 1 Dimension Only	1,392	35.8%	35.8%	7
Household is Deprived in 2 Dimensions Only	906	23.3%	26.4%	15
Household is Deprived in 3 Dimensions Only	210	5.4%	8.6%	16
Household is Deprived in all 4 Dimensions	21	0.5%	1.0%	16

The more dimensions a household is deprived in, the higher the level of deprivation that household is classified as being in.

Generally, deprivation levels are relatively low in Eastbrook Ward when compared to the borough as a whole.

There are 34.9% of households in Eastbrook Ward that are not deprived in any dimension, which is substantially higher than the borough average of 28.2%. Compared to the rest of the wards in the borough, Eastbrook Ward has the second lowest proportion of households which are not deprived in any of the four dimensions after Longbridge Ward.

Eastbrook Ward also has the third lowest proportion of households deprived in two dimensions only, at 23.3% compared to the borough average of 26.4%, and has the second lowest proportion of households deprived in three and four dimensions.

[2] The dimensions of deprivation used to classify households are indicators based on four selected household characteristics:

- Employment (any member of a household not a full-time student is either unemployed or long-term sick)
- Education (no person in the household has at least level 2 education, and no person aged 16-18 is a full-time student)
- Health and disability (any person in the household has general health ‘bad or very bad’ or has a long term health problem)
- Housing (Household's accommodation is either overcrowded, with an occupancy rating -1 or less, or is in a shared dwelling, or has no central heating).

A household is classified as being deprived in none, or one to four of these dimensions in any combination.

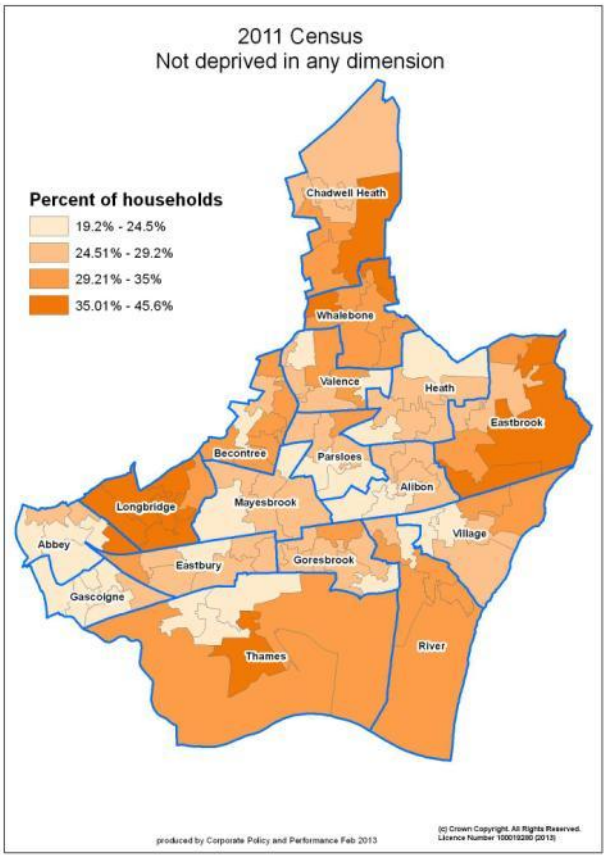
2011 Census
Not deprived in any dimension
Percent of households
19.2% - 24.5%
24.51% - 29.2%
29.21% - 35%
35.01% - 45.6%
Chadwell Heath
Whalebone
Valence
Heath
Eastbrook
Becontree
Parsloes
Alibon
Longbridge
Mayesbrook
Village
Abbey
Eastbury
Goresbrook
Gascoigne
Thames
River
produced by Corporate Policy and Performance Feb 2013
(c) Crown Copyright. All Rights Reserved. Licence Number 100019280 (2013)

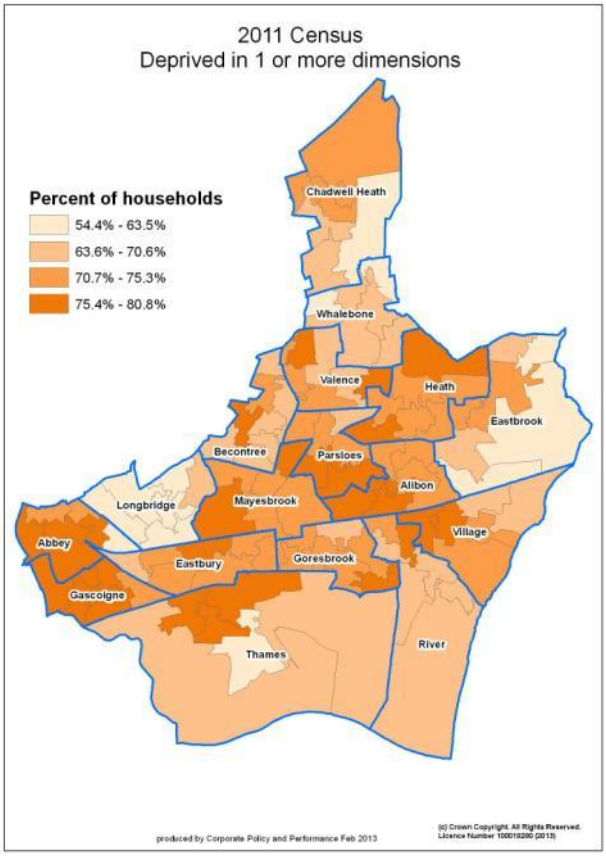
2011 Census
Deprived in 1 or more dimensions
Percent of households
54.4% - 63.5%
63.6% - 70.6%
70.7% - 75.3%
75.4% - 80.8%
Chadwell Heath
Whalebone
Valence
Heath
Eastbrook
Becontree
Parsloes
Alibon
Longbridge
Mayesbrook
Village
Abbey
Eastbury
Goresbrook
Gascoigne
Thames
River
produced by Corporate Policy and Performance Feb 2013
(c) Crown Copyright. All Rights Reserved. Licence Number 100019280 (2013)

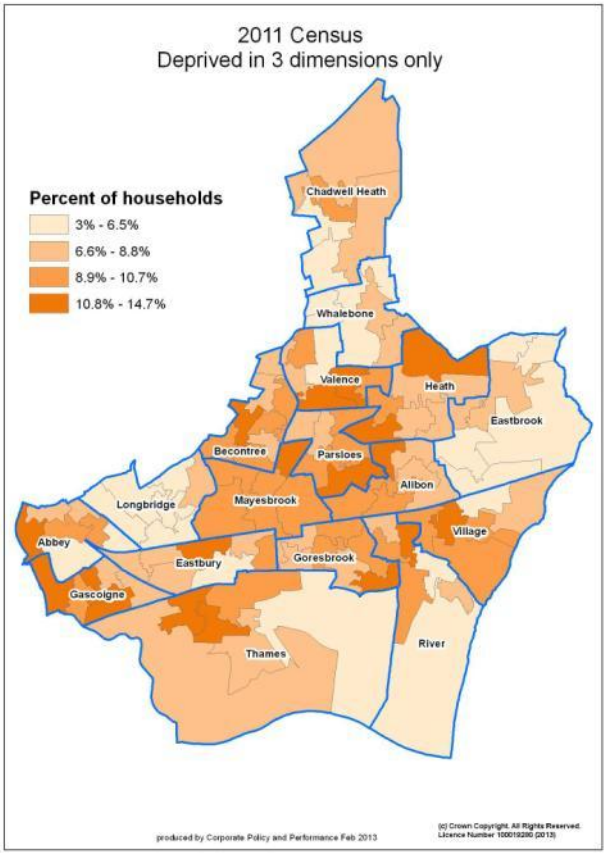
2011 Census
Deprived in 3 dimensions only
Percent of households
3% - 6.5%
6.6% - 8.8%
8.9% - 10.7%
10.8% - 14.7%
Chadwell Heath
Whalebone
Valence
Heath
Eastbrook
Becontree
Parsloes
Alibon
Longbridge
Mayesbrook
Village
Abbey
Eastbury
Goresbrook
Gascoigne
Thames
River
produced by Corporate Policy and Performance Feb 2013
(c) Crown Copyright. All Rights Reserved. Licence Number 100019280 (2013)

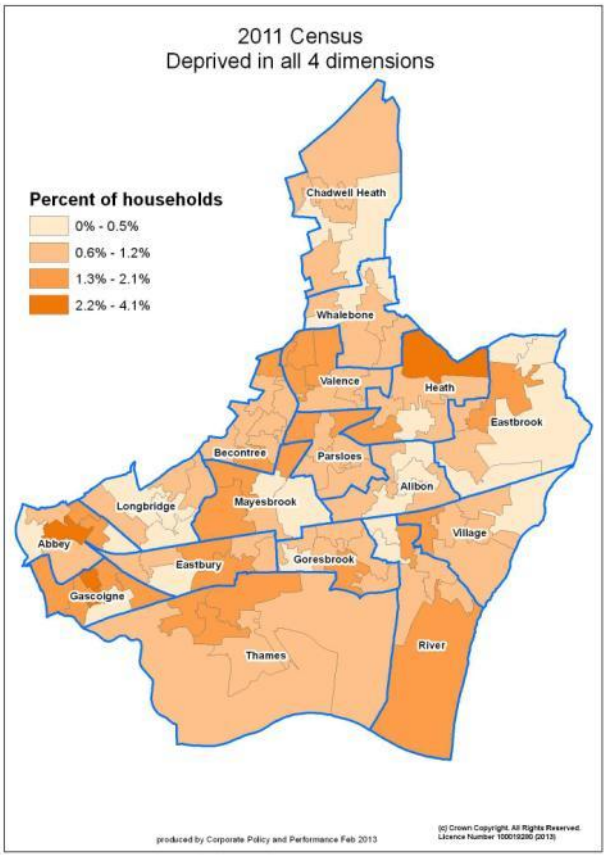
2011 Census
Deprived in all 4 dimensions
Percent of households
0% - 0.5%
0.6% - 1.2%
1.3% - 2.1%
2.2% - 4.1%
Chadwell Heath
Whalebone
Valence
Heath
Eastbrook
Becontree
Parsloes
Alibon
Longbridge
Mayesbrook
Village
Abbey
Eastbury
Goresbrook
Gascoigne
Thames
River
produced by Corporate Policy and Performance Feb 2013
(c) Crown Copyright. All Rights Reserved. Licence Number 100019280 (2013)

10. Health and Provision of Unpaid Care

		Eastbrook Number	Eastbrook %	LBBD %	Ward Ranking
	All Residents	10,506	10,506	185,911	
Limiting Condition[3]	Day to Day Activities Limited a Lot	908	8.6%	8.4%	10
	Day to Day Activities Limited a Little	916	8.7%	8.0%	4
	Day to Day Activities Not Limited	8,682	82.6%	83.6%	11
Health[4]	Very Good Health	4,844	46.1%	47.2%	13
	Good health	3,602	34.3%	33.7%	5
	Fair Health	1,439	13.7%	12.9%	5
	Bad Health	473	4.5%	4.7%	11
	Very Bad Health	148	1.4%	1.4%	11
Care[5]	Provides No Unpaid Care	9,495	90.4%	91.3%	14
	Provides 1 to 19 Hours Unpaid Care a Week	563	5.4%	4.7%	4
	Provides 20-49 hours Unpaid Care a Week	166	1.6%	1.6%	8
	Provides 50 or More Hours Unpaid Care a Week	282	2.7%	2.5%	8

There are 46.1% of Eastbrook Ward residents reporting that they have very good health. This is lower than the borough average of 47.2% and the fourth lowest proportion when compared to all other wards.

The proportion of Eastbrook Ward residents who feel that their day to day activities are limited a little, at 8.7% is lower than the borough average of 8.0%.

The percentage of residents providing 1-19 hours of unpaid care a week in Eastbrook Ward, at 5.4% is above the borough average and equates to the fourth highest percentage when compared to all other wards in the borough after Longbridge, Eastbrook and Whalebone Wards.

[3] The extent to which a person's day to day activity may be affected by a disability or long term illness was a personal judgement made by the census form respondent

[4] Level of Health was a personal judgement made by the census form respondent

[5] A person is a provider of unpaid care if they look after or give help or support to family members, friends, neighbours or others because of long-term physical or mental ill health or disability, or problems related to old age.

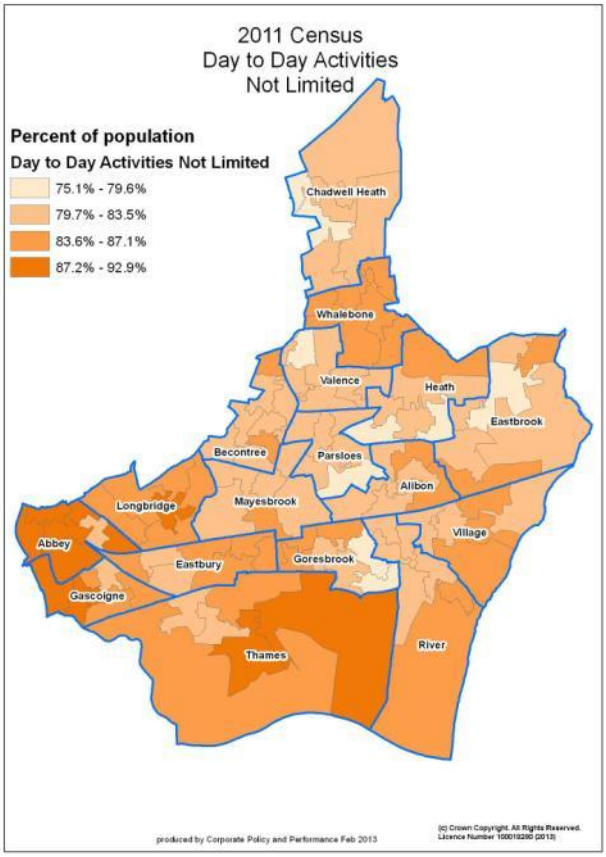
2011 Census
Day to Day Activities
Not Limited
Percent of population
Day to Day Activities Not Limited
75.1% - 79.6%
79.7% - 83.5%
83.6% - 87.1%
87.2% - 92.9%
Chadwell Heath
Whalebone
Valence
Heath
Eastbrook
Becontree
Parsloes
Alibon
Longbridge
Mayesbrook
Village
Abbey
Eastbury
Goresbrook
Gascoigne
Thames
River
produced by Corporate Policy and Performance Feb 2013
(c) Crown Copyright. All Rights Reserved.
Licence Number 100019280 (2013)

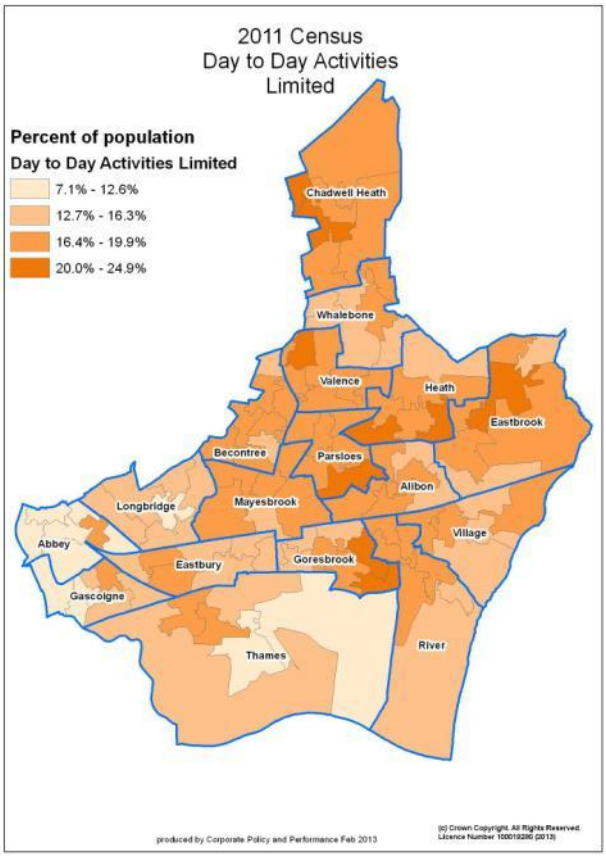
2011 Census
Day to Day Activities
Limited
Percent of population
Day to Day Activities Limited
7.1% - 12.6%
12.7% - 16.3%
16.4% - 19.9%
20.0% - 24.9%
Chadwell Heath
Whalebone
Valence
Heath
Eastbrook
Becontree
Parsloes
Alibon
Longbridge
Mayesbrook
Village
Abbey
Eastbury
Goresbrook
Gascoigne
Thames
River
produced by Corporate Policy and Performance Feb 2013
(c) Crown Copyright. All Rights Reserved.
Licence Number 100019280 (2013)

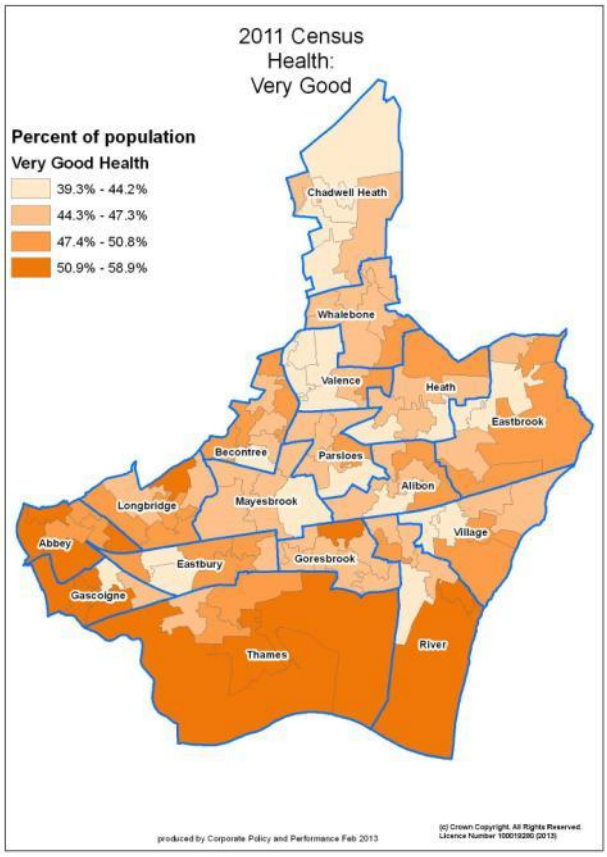
2011 Census
Health:
Very Good
Percent of population
Very Good Health
39.3% - 44.2%
44.3% - 47.3%
47.4% - 50.8%
50.9% - 58.9%
Chadwell Heath
Whalebone
Valence
Heath
Eastbrook
Becontree
Parsloes
Alibon
Longbridge
Mayesbrook
Village
Abbey
Eastbury
Goresbrook
Gascoigne
Thames
River
produced by Corporate Policy and Performance Feb 2013
(c) Crown Copyright. All Rights Reserved.
Licence Number 100019280 (2013)

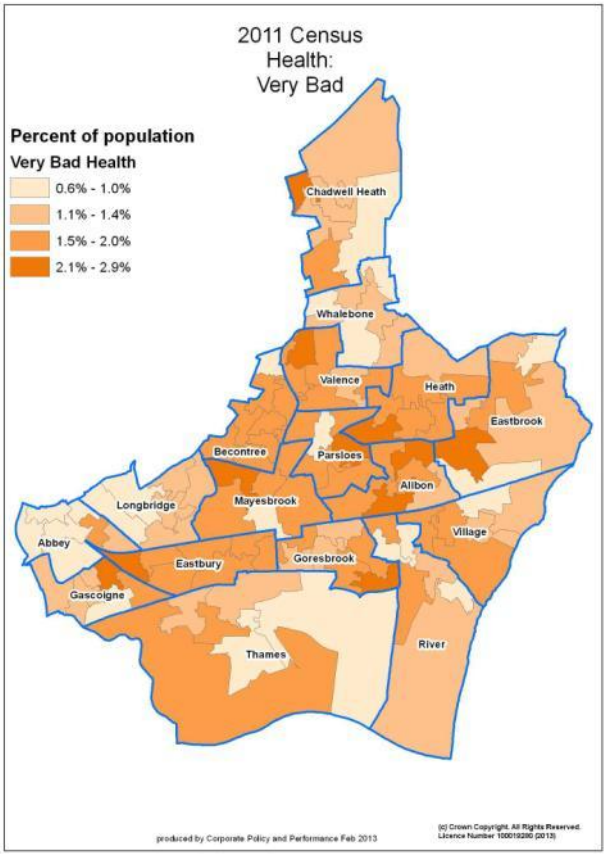
2011 Census
Health:
Very Bad
Percent of population
Very Bad Health
0.6% - 1.0%
1.1% - 1.4%
1.5% - 2.0%
2.1% - 2.9%
Chadwell Heath
Whalebone
Valence
Heath
Eastbrook
Becontree
Parsloes
Alibon
Longbridge
Mayesbrook
Village
Abbey
Eastbury
Goresbrook
Gascoigne
Thames
River
produced by Corporate Policy and Performance Feb 2013
(c) Crown Copyright. All Rights Reserved.
Licence Number 100019280 (2013)

11. Economic Activity

		Eastbrook Number	Eastbrook %	LBBD %	Ward Ranking
	All Residents Aged 16-74[6]	7,456	7,456	127,568	
Economically Active	Employed: Part Time	953	12.8%	12.2%	3
	Employed: Full Time	2,846	38.2%	34.9%	2
	Self Employed	710	9.5%	9.0%	3
	Unemployed	491	6.6%	7.3%	15
	Full Time Student	263	3.5%	4.3%	14
Economically Inactive	Retired	837	11.2%	8.6%	2
	Student / Full Time Student	491	6.6%	7.4%	13
	Looking After Home or Family	400	5.4%	7.4%	17
	Long Term Sick or Disabled	261	3.5%	5.1%	15
	Other	204	2.7%	3.7%	17

Eastbrook Ward has high proportions of part and full time workers, low proportions of full time students, low proportions of all categories of economically active residents, except retired residents in comparison with the rest of the borough. There are 837 retired residents representing 11.2% of all residents in Eastbrook Ward aged between 16 and 74. This is much higher than the borough average of 8.6% and is the second highest proportion of all wards except Chadwell Heath Ward.

Eastbrook Ward has 2,846 full time employees which is 38.2% of all residents aged between 16 and 74 in the ward. This is much higher than the borough average of 34.9% and is the second highest of all wards, after Whalebone Ward which has the highest proportion.
There are a significant number of self employed workers in Eastbrook Ward, totalling 710 people, which is 9.5% of all residents aged between 16 and 74. This is higher than the borough average, with only Longbridge and Chadwell Heath Wards have higher proportions.

12. Unemployment

	Eastbrook Number	Eastbrook %	LBBD %	Ward Ranking
All Unemployed Residents Aged 16-74	491	6.6%	7.3%	
Aged 16–24	166	33.8%	24.9%	1
Aged 25-49	263	53.6%	61.2%	
Aged 50-74	62	12.6%	13.9%	15
Never Worked	92	18.7%	21.9%	16
Long Term Unemployed	202	41.1%	42.6%	14

Eastbrook has the highest proportion of unemployed residents aged 16-24 out of all wards in the borough. At 33.8% this is higher than the borough average of 24.9%.

[6] The standard age range of the population used in the Census for Economic Activity and Unemployment analysis is 16-74 years. This accounts for the increasing amount of people in employment after the current retirement age of 64.

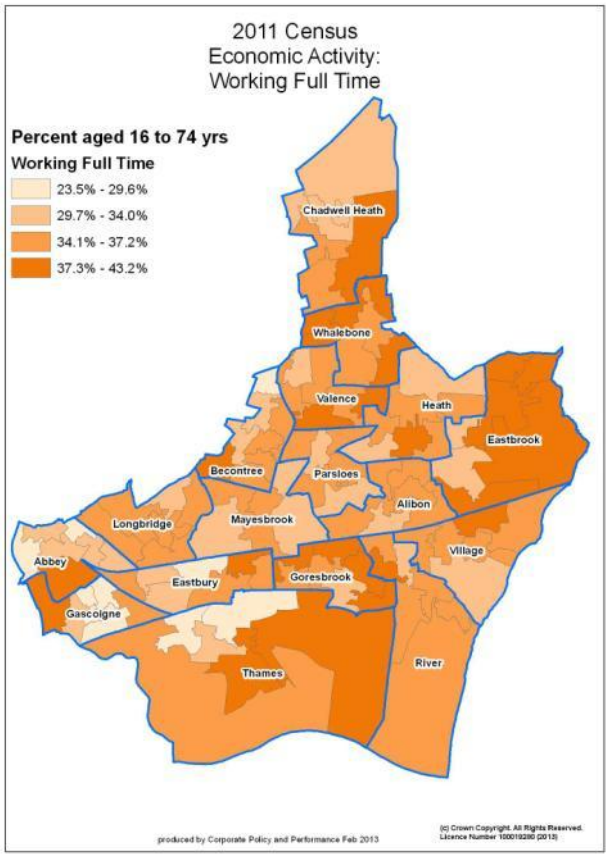
2011 Census
Economic Activity:
Working Full Time
Percent aged 16 to 74 yrs
Working Full Time
23.5% - 29.6%
29.7% - 34.0%
34.1% - 37.2%
37.3% - 43.2%
Chadwell Heath
Whalebone
Valence
Heath
Eastbrook
Becontree
Parsloes
Alibon
Longbridge
Mayesbrook
Village
Abbey
Eastbury
Goresbrook
Gascoigne
Thames
River
produced by Corporate Policy and Performance Feb 2013
(c) Crown Copyright. All Rights Reserved.
Licence Number 100019280 (2013)

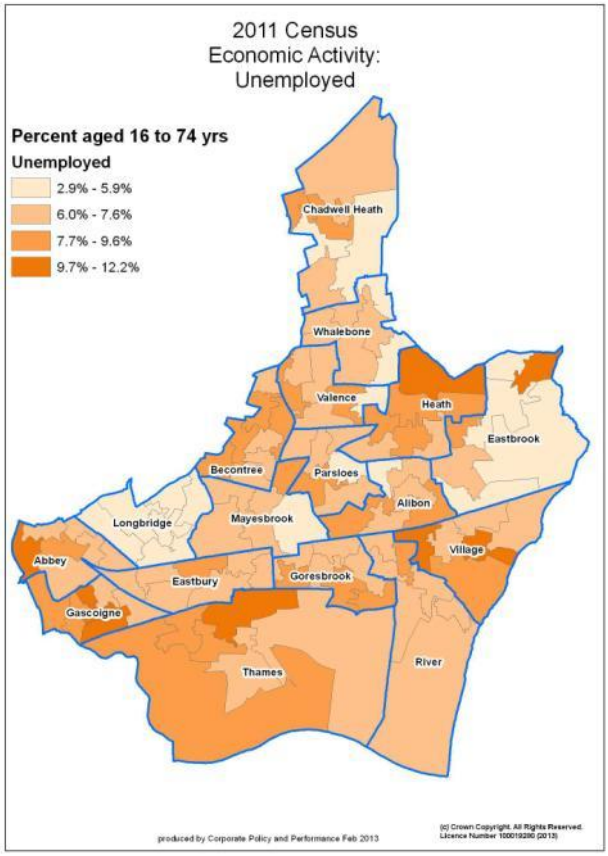
2011 Census
Economic Activity:
Unemployed
Percent aged 16 to 74 yrs
Unemployed
2.9% - 5.9%
6.0% - 7.6%
7.7% - 9.6%
9.7% - 12.2%
Chadwell Heath
Whalebone
Valence
Heath
Eastbrook
Becontree
Parsloes
Alibon
Longbridge
Mayesbrook
Village
Abbey
Eastbury
Goresbrook
Gascoigne
Thames
River
produced by Corporate Policy and Performance Feb 2013
(c) Crown Copyright. All Rights Reserved.
Licence Number 100019280 (2013)

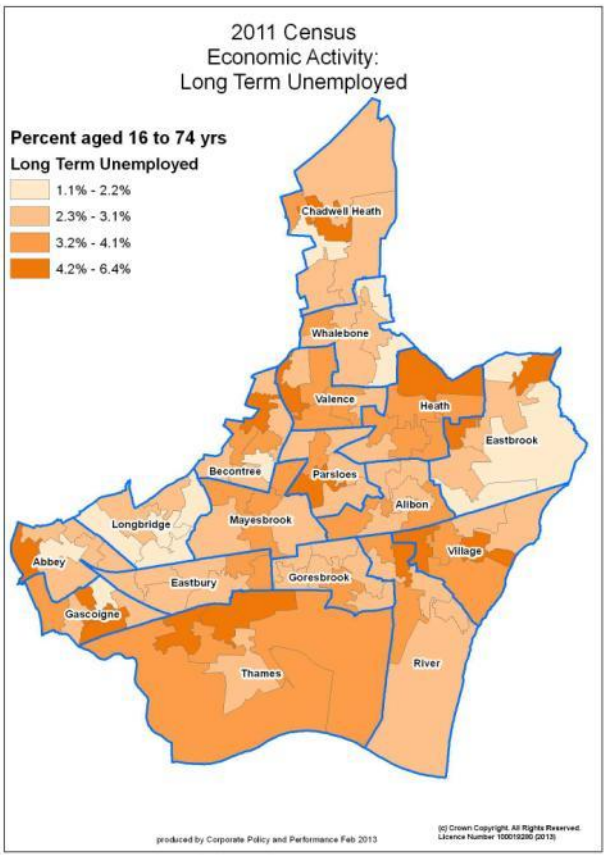
2011 Census
Economic Activity:
Long Term Unemployed
Percent aged 16 to 74 yrs
Long Term Unemployed
1.1% - 2.2%
2.3% - 3.1%
3.2% - 4.1%
4.2% - 6.4%
Chadwell Heath
Whalebone
Valence
Heath
Eastbrook
Becontree
Parsloes
Alibon
Longbridge
Mayesbrook
Village
Abbey
Eastbury
Goresbrook
Gascoigne
Thames
River
produced by Corporate Policy and Performance Feb 2013
(c) Crown Copyright. All Rights Reserved.
Licence Number 100019280 (2013)

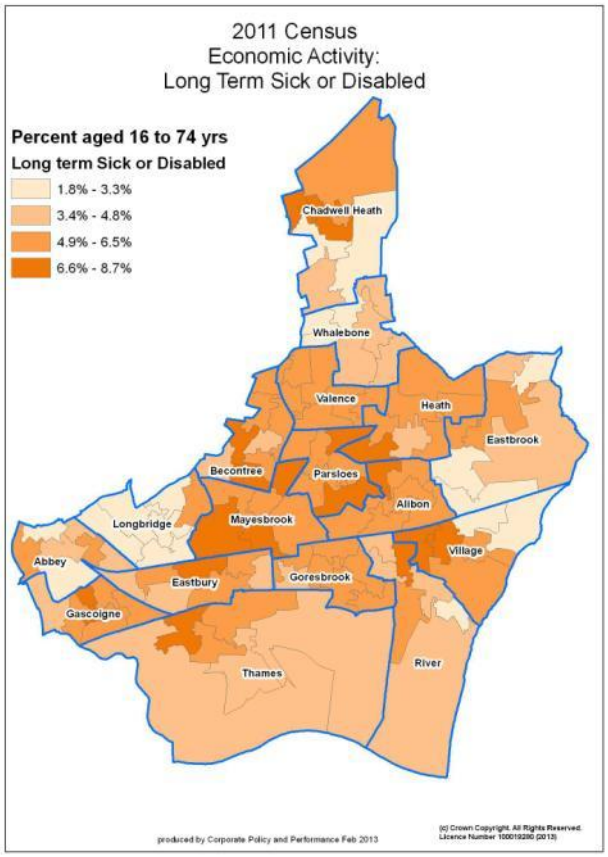
2011 Census
Economic Activity:
Long Term Sick or Disabled
Percent aged 16 to 74 yrs
Long term Sick or Disabled
1.8% - 3.3%
3.4% - 4.8%
4.9% - 6.5%
6.6% - 8.7%
Chadwell Heath
Whalebone
Valence
Heath
Eastbrook
Becontree
Parsloes
Alibon
Longbridge
Mayesbrook
Village
Abbey
Eastbury
Goresbrook
Gascoigne
Thames
River
produced by Corporate Policy and Performance Feb 2013
(c) Crown Copyright. All Rights Reserved.
Licence Number 100019280 (2013)

13. Students and Qualifications

	Eastbrook Number	Eastbrook %	LBBD %	Ward Ranking
All Residents Aged 16 and Over	8,274	8,274	137,613	
No Qualifications	2,478	29.9%	27.9%	8
Level 1- e.g 4 GCSEs (any grade)	1,327	16.0%	15.2%	6
Level 2 – e.g 5 GCSEs (grade A*-C)	1,364	16.5%	15.0%	2
Level 3 – e.g 2 A-Levels	235	2.8%	2.1%	1
Apprenticeship	830	10.0%	9.3%	3
Level 4 and Above – e.g Degree	1,532	18.5%	20.9%	11
Other Qualifications	508	6.1%	9.7%	17
Schoolchildren & Full Time Students: Age 16 to 17	331	4.0%	3.4%	1
Schoolchildren & Full Time Students: Age 18 and Over	416	5.0%	7.2%	17
Full Time Student: Age 18 and Over: Economically Active: In Employment	138	1.7%	2.4%	16
Full Time Student: Age 18 and Over: Economically Active: Unemployed	52	0.6%	1.0%	16
Full Time Student: Age 18 and Over: Economically Inactive	223	2.7%	3.8%	17

Eastbrook Ward has some of the highest proportions of residents for all borough wards holding level 2 qualifications, level 3 qualifications or an apprenticeship.

However, residents holding level 4 qualifications or above total 1,532 which is 18.5% of the population and is below the borough average of 20.9%.

Eastbrook Ward has the lowest proportion of full time students aged 18 and over of any ward, comprising 416 residents which is 5.0% of the population. This is possibly due to the older age profile of this ward.

Conversely, the ward has the highest proportion of full time students aged 16 to 17. This is partly a result of the high number of this age group in this ward and partly due to the higher number of residents staying in further education.

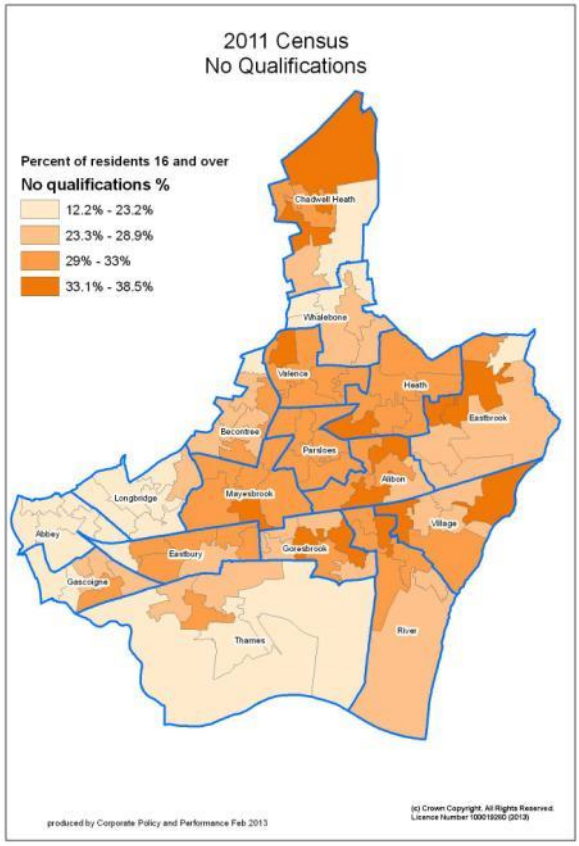
2011 Census
No Qualifications
Percent of residents 16 and over
No qualifications %
12.2% - 23.2%
23.3% - 28.9%
29% - 33%
33.1% - 38.5%
Chadwell Heath
Whalebone
Valence
Heath
Eastbrook
Becontree
Parsloes
Alibon
Longbridge
Mayesbrook
Village
Abbey
Eastbury
Goresbrook
Gascoigne
Thames
River
produced by Corporate Policy and Performance Feb 2013
(c) Crown Copyright. All Rights Reserved.
Licence Number 100019280 (2013)

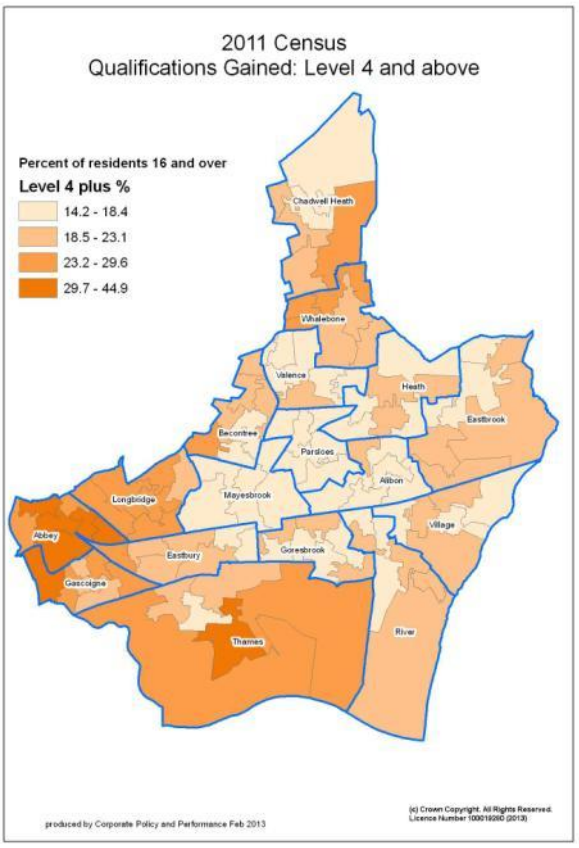
2011 Census
Qualifications Gained: Level 4 and above
Percent of residents 16 and over
Level 4 plus %
14.2 - 18.4
18.5 - 23.1
23.2 - 29.6
29.7 - 44.9
Chadwell Heath
Whalebone
Valence
Heath
Eastbrook
Becontree
Parsloes
Alibon
Longbridge
Mayesbrook
Village
Abbey
Eastbury
Goresbrook
Gascoigne
Thames
River
produced by Corporate Policy and Performance Feb 2013
(c) Crown Copyright. All Rights Reserved.
Licence Number 100019280 (2013)

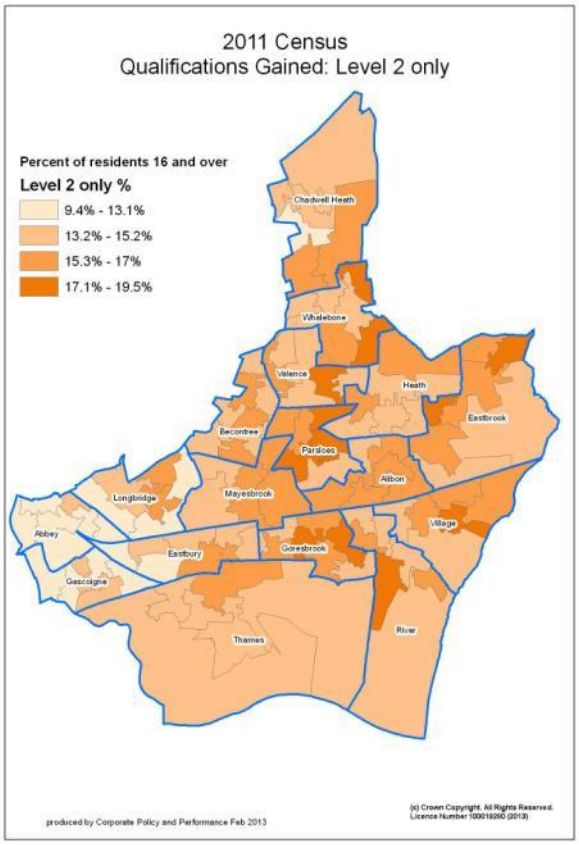
2011 Census
Qualifications Gained: Level 2 only
Percent of residents 16 and over
Level 2 only %
9.4% - 13.1%
13.2% - 15.2%
15.3% - 17%
17.1% - 19.5%
Chadwell Heath
Whalebone
Valence
Heath
Eastbrook
Becontree
Parsloes
Alibon
Longbridge
Mayesbrook
Village
Abbey
Eastbury
Goresbrook
Gascoigne
Thames
River
produced by Corporate Policy and Performance Feb 2013
(c) Crown Copyright. All Rights Reserved.
Licence Number 100019280 (2013)

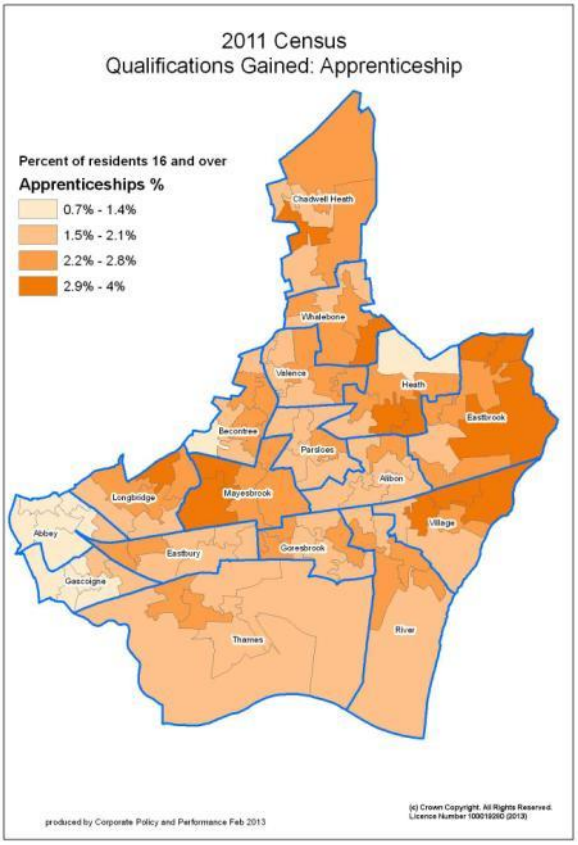
2011 Census
Qualifications Gained: Apprenticeship
Percent of residents 16 and over
Apprenticeships %
0.7% - 1.4%
1.5% - 2.1%
2.2% - 2.8%
2.9% - 4%
Chadwell Heath
Whalebone
Valence
Heath
Eastbrook
Becontree
Parsloes
Alibon
Longbridge
Mayesbrook
Village
Abbey
Eastbury
Goresbrook
Gascoigne
Thames
River
produced by Corporate Policy and Performance Feb 2013
(c) Crown Copyright. All Rights Reserved.
Licence Number 100019280 (2013)