

Key statistics for Barking and Dagenham from the Joint Strategic Needs Assessment 2024/27


Barking & Dagenham

People in Barking and Dagenham are **more likely to die under 75** than other parts of London and England.



Approx **1 in 3** over 65s have at least one long-term condition.

B&D has a higher rate of young people (20-64) with a long-term condition than neighbouring boroughs




Over **3 in 10** (26.8%) feel lonely at least some of the time.



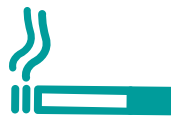
Higher than UK and London average

Less than **8 in 10** (77.1%) children aged 2 years have an MMR vaccination.

Lower than London (82.6%) and England (90.6%)



13.7% of adults smoke (18+)



Higher than both the national and regional averages

Over **7 in 10** (70.5%) adults are overweight or obese.

Higher than London and England



Approx **6 in 10** people invited for a bowel cancer screening attend.

This is a lower rate than in London and England



6 out of 10 children 2 to 2½ achieve a good level of development.

Lower than London and England rates



Just **under half** (49.2%) of all infants aged 6-8 weeks in Barking and Dagenham were totally or partially breastfed.

Similar to the London average



42% of neighbourhoods in Barking and Dagenham are ranked within the worse 10% nationally for exposure to fast food, alcohol, tobacco, and gambling outlets.



Approximately **8 in 10** residents are likely to struggle to understand health information.

Higher than the England average



Barking and Dagenham had the lowest estimated proportion of deaths attributable to air quality in residents aged 30 and over (6.4%) compared to neighbouring areas.

