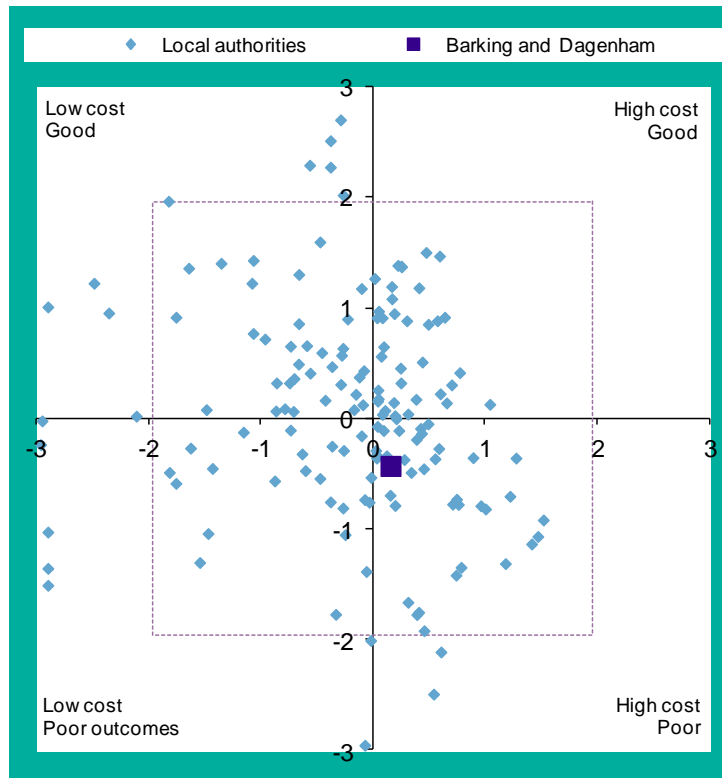


Attachment 1

Figure 1 Programme budgeting per head of the population aged 0 to 18 years (inclusive) compared to Rate of first time entrants into the youth justice system per 100,000 population aged 10 to 17 years (inclusive), 2011/12¹



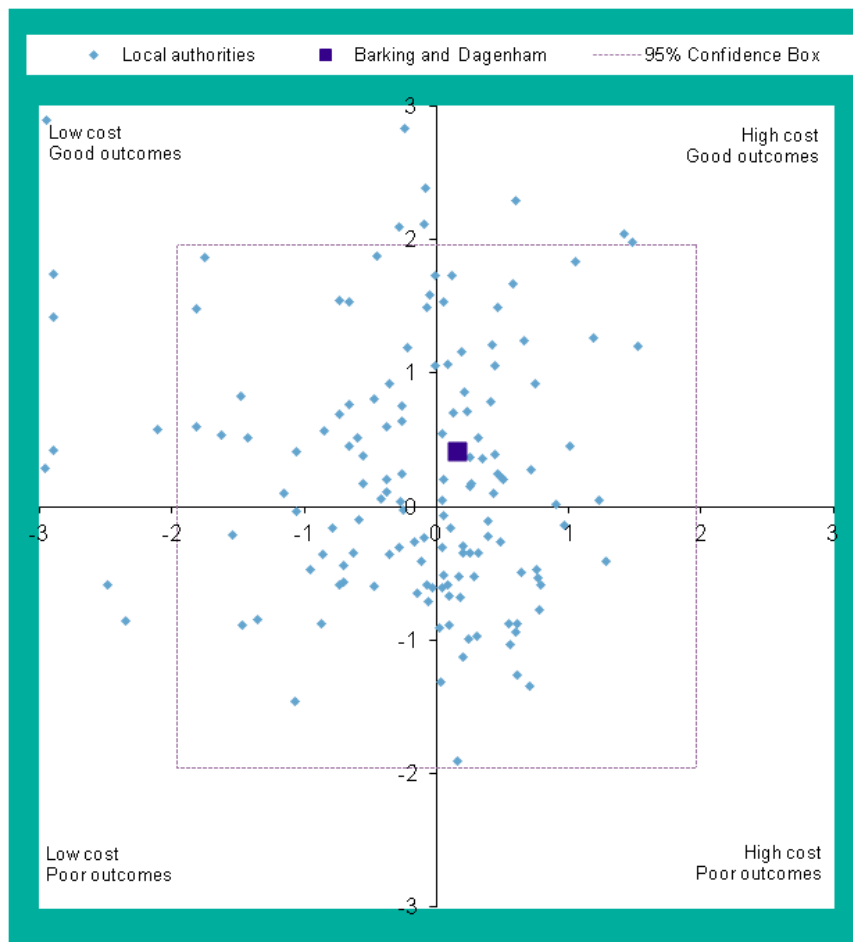
Source: CAMH-IN, *Outcome versus Expenditure Tool*

Note: The data has been converted into z-scores to allow comparisons to be made across indicators measured on different scales. Essentially a z score measures the distance from the mean (average) in units of standard deviations. A positive z score indicates that the value is above the mean, whereas a negative z score indicates that the value is below the mean. England as a whole is at the intersection of the axis. A z score of below -2 or above +2 may indicate the need to investigate further.

This chart shows the programme budget compared to rate of first time entrants into the youth justice system for Barking and Dagenham. The programme budget in Barking and Dagenham is £67.43 per head of the 0 to 18 year old (inclusive) population. The rate of first time entrants into the youth justice system in Barking and Dagenham is 832 per 100,000 population aged 10 to 17 years (inclusive).

¹ CAMH-IN, October 2013, "Outcome v Expenditure Tool", [Online] Available from: <http://atlas.chimat.org.uk/IAS/ovet#camhs> [Last accessed: 24th May 2016]

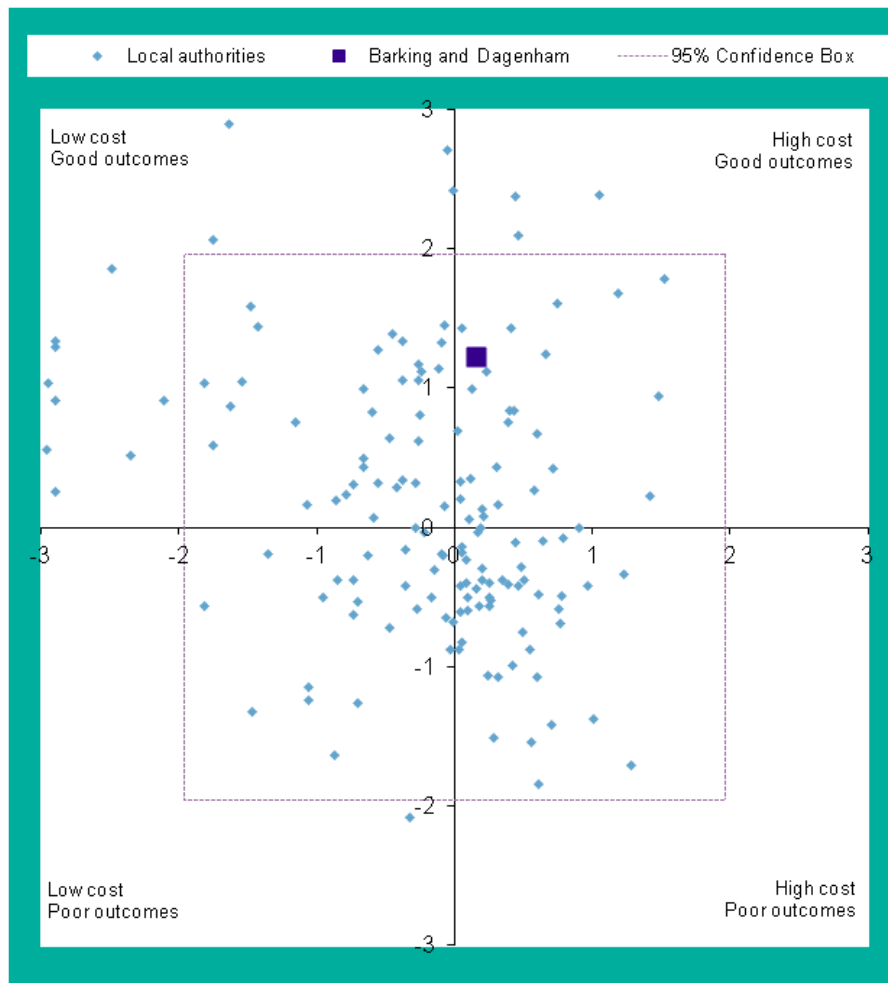
Figure 2 Programme budgeting per head of the population aged 0 to 18 years (inclusive) compared to A&E attendance rate for self harm per 100,000 population aged 0 to 17 years (inclusive)



Source: CAMH-IN, Outcome versus Expenditure Tool

This chart shows the programme budget compared to A&E attendance rate for self harm for Barking and Dagenham. The programme budget in Barking and Dagenham is £67.43 per head of the 0 to 18 year old (inclusive) population. The A&E attendance rate for self harm in Barking and Dagenham is 85.5 per 100,000 population aged 0 to 17 years (inclusive).

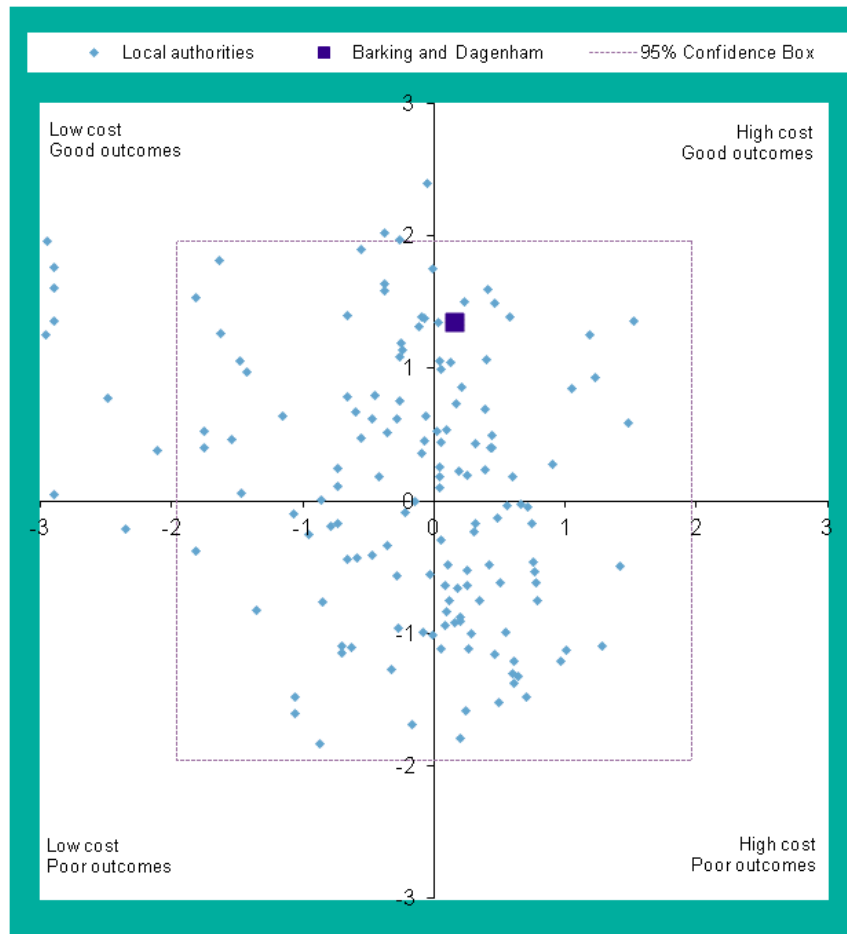
Figure 3 Programme budgeting per head of the population aged 0 to 18 years (inclusive) compared to Hospital admission rate for self harm per 100,000 population aged 0 to 17 years (inclusive)



Source: CAMH-IN, Outcome versus Expenditure Tool

This chart shows the programme budget compared to hospital admissions for self harm for Barking and Dagenham. The programme budget in Barking and Dagenham is £67.43 per head of the 0 to 18 year old (inclusive) population. The hospital admission rate for self harm in Barking and Dagenham is 65.1 per 100,000 population aged 0 to 17 years (inclusive).

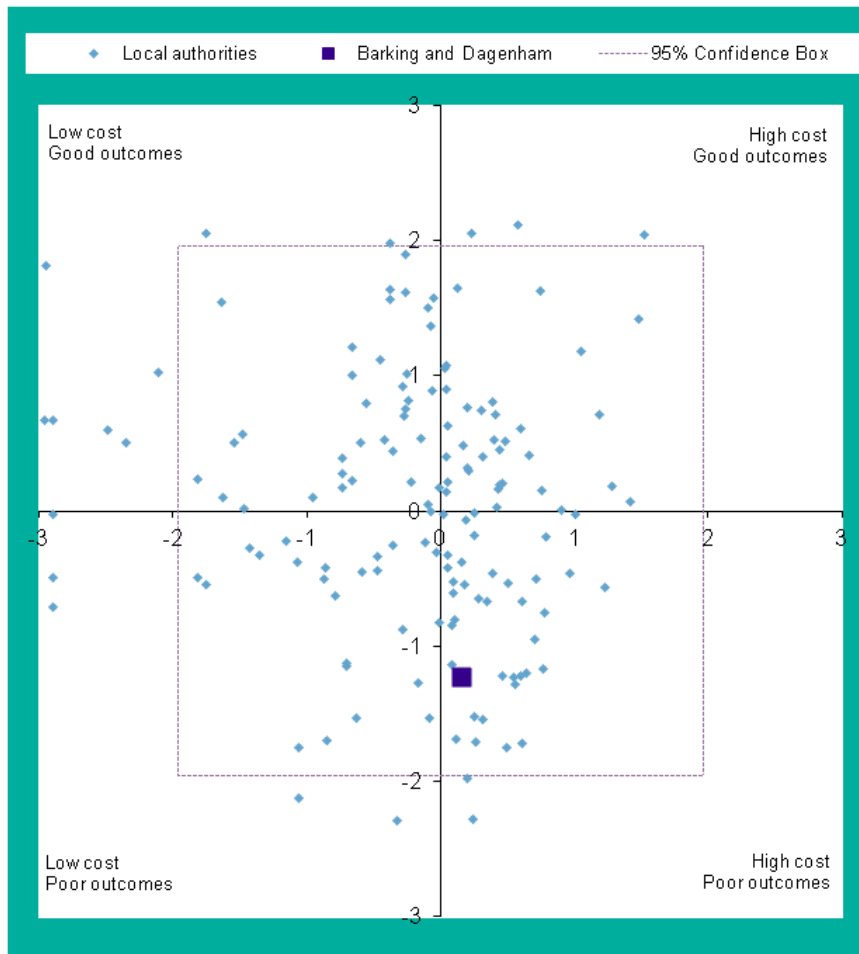
Figure 4 Programme budgeting per head of the population aged 0 to 18 years (inclusive) compared to Hospital admission rate for alcohol specific conditions per 100,000 population aged 0 to 17 years (inclusive)



Source: CAMH-IN, Outcome versus Expenditure Tool

This chart shows the programme budget compared to hospital admissions for alcohol specific conditions for Barking and Dagenham. The programme budget in Barking and Dagenham is £67.43 per head of the 0 to 18 year old (inclusive) population. The hospital admission rate for alcohol specific conditions in Barking and Dagenham is 28.5 per 100,000 population aged 0 to 17 years (inclusive).

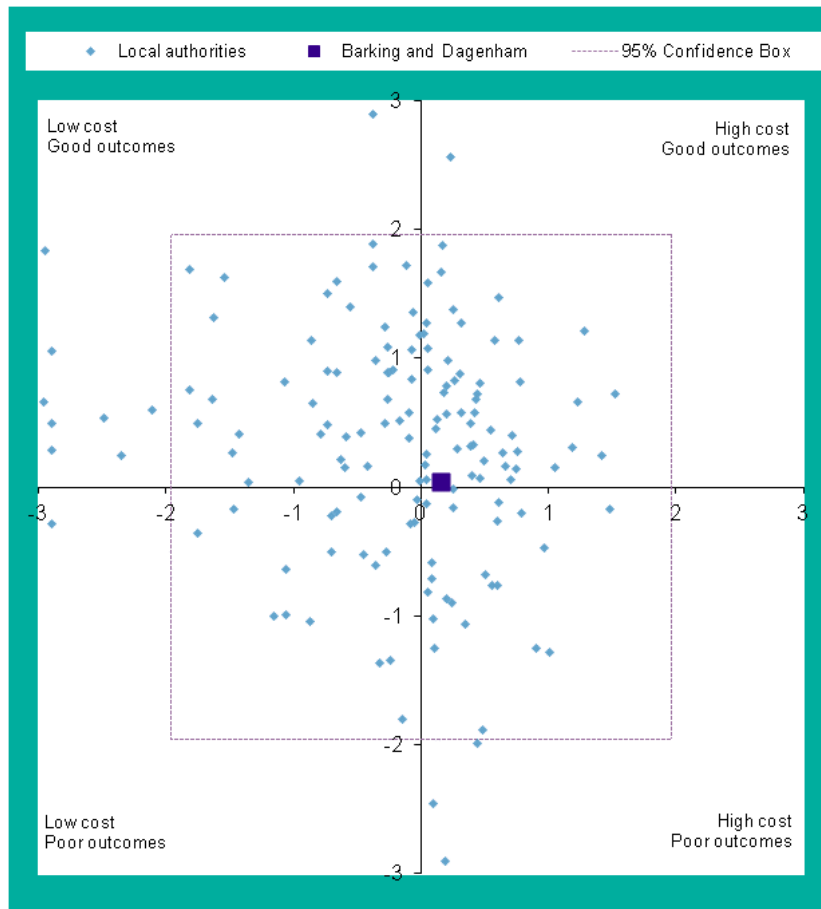
Figure 5 Programme budgeting per head of the population aged 0 to 18 years (inclusive) compared to Hospital admission rate for substance misuse per 100,000 population aged 15 to 24 years (inclusive)



Source: CAMH-IN, Outcome versus Expenditure Tool

This chart shows the programme budget compared to hospital admissions for substance misuse for Barking and Dagenham. The programme budget in Barking and Dagenham is £67.43 per head of the 0 to 18 year old (inclusive) population. The hospital admission rate for substance misuse during 2009/10 to 2011/12 in Barking and Dagenham is 119.7 per 100,000 population aged 15 to 24 years (inclusive).

Figure 6 Programme budgeting per head of the population aged 0 to 18 years (inclusive) compared to Hospital admission rate for mental health problems per 100,000 population aged 0 to 17 years (inclusive)



Source: CAMH-IN, Outcome versus Expenditure Tool

This chart shows the programme budget compared to hospital admissions for mental health problems for Barking and Dagenham. The programme budget in Barking and Dagenham is £67.43 per head of the 0 to 18 year old (inclusive) population. The hospital admission rate for mental health problems in Barking and Dagenham is 91.1 per 100,000 population aged 0 to 17 years (inclusive).