

# Risk Assessment Covid-19

## Corporate Generic Template – Premises / Building related

This example risk assessment template is not exhaustive and should be used as a guide by Duty Holders / Principal Occupiers / Nominated Building Manager to support COVID-19 risk management controls for each building you have responsibility for (as set out within the [Building Duty Holder List](#)) to support safe occupation of the premises.

Note: This assessment is specific to the safe management of the premises / building and will support safe services to be delivered by controlling premises/building related COVID-19 Risks. This assessment is required in addition to the Covid-19 Risk Assessments which are required to be completed for operational service areas.

You must ensure robust arrangements are in place to control the risks if adopting any part of this assessment for the buildings which you have nominated responsibility. It is important this assessment and proposed action is consulted with your team. In addition, please ensure that this assessment is made available to service managers, employees or their representatives on request. There may be a need to revise arrangements to meet a particular service or individual need. This would be based on a discussion with the relevant service manager of the employee. **Please record and highlight your additional risk control measures / adaptations you have made for your individual buildings.**

**Step 1:** Identify the hazards. **Step 2:** Decide who might be harmed and how. **Step 3:** Evaluate the **risks** and decide on precautions. **Step 4:** Record your findings and implement them. **Step 5:** Review your **assessment** periodically and where there have been significant changes or any learning from accidents / incidents or work-related ill health. Risks should be reduced to as low as reasonably practicable.

When managing hazards and risks, the Hierarchy of Controls must be applied (working top down):

- **Elimination**  
The hazard, task or activity is physically removed or abandoned (e.g. avoiding contact with anyone with symptoms)
- **Substitution**  
Replace a material or process with a less hazardous one
- **Engineering Controls**  
Isolate staff, contractors, visitors, public from the hazard (demarcation, physical barriers)
- **Administrative Controls**  
Identify and implement procedures to maximise safe working (management of social distancing, hygiene protocols)
- **Personal Protective Equipment (PPE)**  
Only to be considered if measures above would be ineffective to control risks.

**PPE Guidance:** There are very few workplaces where additional PPE is required to protect from the risks of coronavirus. The main controls to protect people are through social distancing, good hygiene (frequent cleaning and handwashing), ventilation, working in fixed teams or partnering, and not through the use of PPE. Supplies of PPE, including face masks, should continue to be reserved for those who need PPE to protect against workplace risks, such as people exposed to dust and fume hazards as well as healthcare workers.

If you have any COVID-19 PPE requirements, please discuss this with the Health and Safety team during the review of your Risk Assessment. **Appendix 1** contains a PPE template and a process for you to order PPE and building related items should they be needed.

### Important note:

This risk assessment must be read and worked through in conjunction with current Government guidelines applicable to Working Safely During Coronavirus (COVID-19) and other relevant industry specific guidance to include:

[Covid-19 guidance for the safe use of council buildings](#)

<https://www.gov.uk/guidance/working-safely-during-coronavirus-covid-19>

You must follow the councils **Buildings** COVID-19 Risk Assessment Process for approval of your Risk Assessment, which can be found [here](#). Once your COVID-19 Risk Assessment has been approved, it is your responsibility to review the Risk Assessment monthly or before if there is a significant change.

Managing the risks to employees in the clinically extremely vulnerable “shielded”/ clinically vulnerable groups or other vulnerable people will normally be considered as part of the operational services’ COVID-19 risk assessments. Building Duty Holders / Principal Occupiers will need to consider making reasonable adjustments for employees (if contacted by an individual’s manager), or service users who may be of increased risk of contracting COVID-19. This may include additional support to access and/or leave the building safely e.g. if they have mobility or hearing or sight impairments etc, or to access soap dispensers and toilet facilities.

### How to use:

There are mandatory fields (in black text) that are required to stay in your risk assessment. There are also fields that may or may not apply to your buildings (in grey text). These grey sections may apply now or may apply in the future then the grey sections would have to be reviewed for possible inclusion at that time. **Each greyed out point must be fully considered and where applicable to your building, this would be demonstrated by turning the grey text into black text.** It is expected that all relevant suggested controls have been fully implemented where they apply to your work activity / service area. If a control is not relevant and does not apply, please leave it in place as grey text.




Do not just copy this example, as that may not satisfy the law and may not protect your employees and visitors. You must think about specific hazards and controls relevant to your buildings. At the bottom of most sections of the Risk Assessment, there is space under the heading ‘Please add any additional specific arrangements applicable to your building’ for you to add items which are specific to your buildings.

Please ‘save as’ a copy of this template and apply it to your building. Refer back to the main template when carrying out any reviews of your risk assessment to ensure you have considered any changes to COVID-19 related legislation and guidance.

**To support managers prior to the development and completion of COVID-19 Risk Assessments, a COVID-19 Risk Assessment skills session should be undertaken. To book yourself on [Please click here](#).**


# Risk Assessment Covid-19

<b>Premises / Building</b>	The Vibe Youth Centre
<b>Duty Holder / Principal Occupier</b>	
<b>Site responsible manager</b>	
<b>Assessor(s) including employee representative</b>	Nominated responsible person
<b>Date of assessment</b>	14/08/20
<b>Nominated responsible person monthly review date</b>	


Key	
	<b>Social Distancing to minimise potential spread of COVID-19</b>
	<b>Hygiene protocols to minimise potential spread of COVID-19</b>
	<b>Additional considerations to manage and control risk</b>

Resultant Risk Rating Please tick	
High	
Medium	✓
Low (normal)	

Risk rating to be applied following implementation of control measures. Select a risk rating to reflect the overall risk once control measures are in place. You are aiming to ensure that the risk is as low as reasonably practicable (ALARP)


What are the hazards?	Who may be harmed and how? (risk)	What are you already doing?	What further action is necessary?	Actions by whom?	Action by when?	Date Completed
1. Minimising the risk of coronavirus transmission	<p>Staff, contractors, service users, visitors, public,</p> <p>Possible transmission of the virus from person to person and into the wider community.</p> <p>People can catch the virus from others who are infected in the following ways:</p> <ul style="list-style-type: none"> <li>the virus moves from person-to-person in droplets from the nose or mouth spread when a person with the virus coughs or exhales</li> <li>the virus can survive for up to 72 hours out of the body</li> </ul>	<p></p> <p>The council is making every reasonable effort to enable working from home as a first option. Where working from home is not possible, the council will make every reasonable effort to comply with the social distancing guidelines set out by the government (2m, or 1m with risk mitigation where 2m is not viable)</p> <p>If staff choose to wear face coverings at work, this position is supported by the council. Face coverings are not classed as PPE. They are not manufactured to a standard and don't provide a proven level of protection for work risks such as dust and spray in an industrial context. It is important to use face coverings properly and wash your hands before putting them on and taking them off. Instructions on wearing a face covering and making your own can be found <a href="#">here</a></p>				

What are the hazards?	Who may be harmed and how? (risk)	What are you already doing?	What further action is necessary?	Actions by whom?	Action by when?	Date Completed
Covid-19 Outbreaks on site	<p>on surfaces which people have coughed on, etc</p> <ul style="list-style-type: none"> <li>• people can pick up the virus by breathing in the droplets or by touching contaminated surfaces and then touching their eyes, nose or mouth</li> <li>• Exposure to the virus may result in mild or moderate symptoms (e.g. coughing, fever or change to your sense of smell or taste) or more severe symptoms include pneumonia in both lungs which can lead to death</li> </ul>	<p><b>In case of an outbreak (please see definitions below), contact the local Public health team and PHE London Coronavirus Response Cell (LCRC) as below: (For all settings)</b></p> <p>Contact Local PH team</p> <p>They will</p> <ul style="list-style-type: none"> <li>• Respond to your enquiries</li> <li>• Give advice if there are suspected coronavirus cases (i.e. before test result back)</li> <li>• Gives ongoing support to settings managing outbreaks</li> </ul> <p>Contact PHE (LCRC) on 0300 303 0450</p> <p>They will</p> <ul style="list-style-type: none"> <li>• Give initial advice when there is a person with confirmed coronavirus in a high-risk setting</li> <li>• Want organisations to notify them of all confirmed (test positive) cases in high risk local settings (Notifications to be made via <a href="mailto:LCRC@phe.gov.uk">LCRC@phe.gov.uk</a> or call 03003030450)</li> <li>• If PHE confirm that there is an outbreak in any setting, they will still: <ul style="list-style-type: none"> <li>○ Support setting to complete a risk assessment</li> <li>○ Run through infection prevention and control check list</li> <li>○ Support with communications, if needed</li> <li>○ Alert local authority public health team who will provide ongoing support.</li> <li>○ Establish a multi-agency incident management team (if required)</li> </ul> </li> </ul> <p>Undertake a Risk Assessment (i.e Practical actions for businesses to take based on 5 main steps , <a href="https://www.gov.uk/guidance/working-safely-during-coronavirus-covid-19/5-steps-to-working-safely">https://www.gov.uk/guidance/working-safely-during-coronavirus-covid-19/5-steps-to-working-safely</a>)</p>				



What are the hazards?	Who may be harmed and how? (risk)	What are you already doing?	What further action is necessary?	Actions by whom?	Action by when?	Date Completed
		<p>Where settings are observing guidance on <a href="#">COVID-19: infection prevention and control (IPC)</a> , which will reduce risk of transmission, closure of the whole setting will not generally be necessary.</p>  <p>Outbreak definition as follows. COVID-19 Cluster and Outbreak Definitions.</p> <p><b>Cluster definition:</b> Two or more confirmed cases of COVID-19 employees in a building within 14 days OR Increase in the background rate of absence due to suspected or confirmed cases of COVID-19 (does not include absence rate due to individuals shielding or self-isolating as contacts of cases).</p> <p><b>Outbreak definition:</b> Two or more confirmed cases of COVID-19 among employees who are direct close contacts, proximity contacts or in the same cohort/team in the building within 14 days.</p> <p>*a cohort might be a team or a group within the setting who sit and work together. This definition aims to distinguish between transmission occurring in the community verses transmission occurring within the setting.</p>				


What are the hazards?	Who may be harmed and how? (risk)	What are you already doing?	What further action is necessary?	Actions by whom?	Action by when?	Date Completed
2. Contacting Tracing	<p>Staff, contractors, service users, visitors, public,</p> <p>(Risk - As set out in section 1)</p> <p>The opening up of the economy following the COVID-19 outbreak is being supported by NHS Test and Trace. You should assist this service by keeping a temporary record of your visitors and or customers for 21 days, in a way that is manageable for your business, and assist NHS Test and Trace with requests for that data if needed. This could help contain clusters or outbreaks.</p>	<p>This guidance applies to buildings that provides <b>an on-site service</b> and to <b>any events</b> that take place on its premises.</p> <p>By maintaining records of staff, customers and visitors for 21 days, and sharing these with NHS Test and Trace where requested, you can help identify people who may have been exposed to the virus. Containing outbreaks early is crucial to reduce the spread of COVID-19, protect the NHS and social care sector, and save lives.</p> <p>Recording both arrival and departure times (or estimated departure times) will help reduce the number of customers or staff needing to be contacted by NHS Test and Trace. It is recognised by the government, however, that recording departure times will not always be practicable.</p> <p>The following information should be collected by the building manager, where possible:</p> <p>Customers/Visitors</p> <ul style="list-style-type: none"> <li>○ customers and visitors (if unknown by the service i.e. not a registered contact or service user where these details would already be available)</li> <li>○ the name of the customer or visitor. If there is more than one person, then you can record the name of the 'lead member' of the group and the number of people in the group</li> <li>○ a contact phone number for each customer or visitor, or for the lead member of a group of people</li> <li>○ date of visit, arrival time and, where possible, departure time</li> <li>○ if a customer will interact with only one member of staff, the name of the assigned staff member should be recorded alongside the name of the customer</li> </ul> <p>Staff</p>	Co-located partners to confirm keeping attendance records	AbPhab, Subwise and Purple Penguin	20/08/20  (requested confirmation 14/08/20)	


What are the hazards?	Who may be harmed and how? (risk)	What are you already doing?	What further action is necessary?	Actions by whom?	Action by when?	Date Completed
		<p>A record of staff who were 'on site 'would normally be available via standard operational practices, systems and protocols.</p> <p>Information required by NHS track and Trace would consist of</p> <ul style="list-style-type: none"> <li>○ the names of staff who work at the premises</li> <li>○ a contact phone number for each member of staff</li> <li>○ the dates and times that staff are at work</li> </ul> <p>Note: This information can be collated via staff rota's and additionally by contacting the council's security team for access control records.</p> <ul style="list-style-type: none"> <li>○ No additional data should be collected for this purpose.</li> <li>○ Data to be held securely and destroyed after 21 days.</li> </ul> <p><b>To access Privacy Notice to be displayed at reception areas and the protocol to be followed <a href="#">please click here</a></b></p> <p>Although this is voluntary, please encourage customers and visitors to share their details in order to support NHS Test and Trace and advise them that this information will only be used where necessary to help stop the spread of COVID-19.</p> <p>If a customer or visitor informs you that they do not want their details shared for the purposes of NHS Test and Trace, they can choose to opt out, and if they do so you should not share their information used for booking purposes with NHS Test and Trace.</p> <p>The accuracy of the information provided will be the responsibility of the individual who provides it. You do not have to verify an individual's identity for NHS Test and Trace purposes.</p>				



What are the hazards?	Who may be harmed and how? (risk)	What are you already doing?	What further action is necessary?	Actions by whom?	Action by when?	Date Completed
		<ul style="list-style-type: none"> <li>Confirmation that (where applicable) contact trace system in place, staff informed of protocol to be followed.</li> </ul> <p><i>Please add any additional specific arrangements applicable to your building.</i></p>				
3. Pre-visit Communication strategy (communication to Customers/ contractors/ visitors etc)	Staff, contractors, service users, visitors, public, (Risk – As set out in section 1)	 <p>Protocol in place and includes:</p> <ul style="list-style-type: none"> <li><a href="#">Working safely during coronavirus COVID-19 offices-and-contact-centres</a></li> <li>Communication arrangements in place to ensure both staff and visitors who feel unwell stay at home and do not attend the premises.</li> <li>Encouraging visits via remote connection/working where this is an option.</li> <li>Contractors provide assurance that they are operating a COVID-19 Secure service</li> <li>Informing visitors that they should be prepared to remove face coverings if asked to do so by police officers and staff for the purposes of identification.</li> <li>Provision of guidance on social distancing and hygiene to people on arrival, for example, signage or visual aids and before arrival, for example, by phone, on the website or by email. Consider the particular needs of those with protected characteristics, such as those who are hearing or visually impaired.</li> </ul>				





What are the hazards?	Who may be harmed and how? (risk)	What are you already doing?	What further action is necessary?	Actions by whom?	Action by when?	Date Completed
		<ul style="list-style-type: none"> <li>Agreed arrangements for council services reoccupation with service managers – (number of staff proposed to be present at any one time and agreed to ensure safe occupancy levels / welfare arrangements)</li> <li>Sanitisation / social distancing protocols to be observed when onsite</li> <li>Limiting visitor times to a specific time window and restricting access to required visitors only.</li> <li>Determine if schedules for essential services and contractor visits can be revised to reduce interaction and overlap between people, for example, carrying out services at night.</li> <li>Staff /Customers / contractors advised to follow guidance below: <a href="#">COVID-19: guidance for households with possible coronavirus infection guidance</a></li> </ul>  <ul style="list-style-type: none"> <li>Increased frequency of surface cleaning arrangements in place</li> <li>Increased frequency of handwashing/sanitiser to maintain personal hygiene.</li> </ul>  <ul style="list-style-type: none"> <li>Contents of risk assessment shared with staff and contractors</li> </ul> <p><i>Please add any additional specific arrangements applicable to your building</i></p> <ul style="list-style-type: none"> <li>Ensure risk assessments are received and on file for all co-located partners around service delivery and is reflective of industry guidance i.e. <a href="https://nya.org.uk/guidance/">https://nya.org.uk/guidance/</a></li> <li>Ensure young people and families are clear they can only access the building at specific times and that this is pre-arranged.</li> </ul>	Co-located partners to confirm they have emergency contact details, any medical needs, and written consent for any young people	Subwise, AbPhab, Purple Penguins	Confirmation required by 20/08 (email	


What are the hazards?	Who may be harmed and how? (risk)	What are you already doing?	What further action is necessary?	Actions by whom?	Action by when?	Date Completed
		<ul style="list-style-type: none"> <li>• Ensure any updates to building RA are shared with staff and co-located partners</li> <li>• LBBB members of staff to not be on site wherever possible when key-holding co-located partners are present.</li> <li>• Ensure clear rota is in place for when co-located partners plan to access the building to minimise contact.</li> <li>• Reissue procedures for safe unlocking and locking of building with co-located partners</li> </ul>	on site under the age of 18.		ed 14/08)	
4. Reoccupation of operational buildings – areas which have not been in use / full use during lockdown period	Staff, contractors, service users, visitors, public,  Due to some or all parts of the premises not being used for a period of time, inspection and testing of building services and safety devices to ensure they are in full working order is required.	 <ul style="list-style-type: none"> <li>• Visual inspection of the work area that you are going to occupy/ responsible for premises to identify and remedy health and safety hazards, particularly in any areas that may have been non-occupied due to lockdown</li> <li>• Building services maintained in accordance with the LBBB 'Duty Holder Support Pack' including:</li> <li>• Maintenance checks of plant and equipment undertaken – including kitchen equipment.</li> <li>• Fire alarms and systems checked and operational including: <ul style="list-style-type: none"> <li>○ Fire alarm panel status green</li> <li>○ Fire call points operational</li> <li>○ Emergency lighting operational</li> <li>○ Firefighting measures e.g. fire extinguishers, blankets all present and maintained</li> </ul> </li> <li>• Gas systems maintained</li> <li>• Water flushing of little used outlets undertaken to minimise risk of legionella and checks/maintenance undertaken/up to date on hot and cold-water systems (and pools) in accordance with Legionella water risk assessment. Every tap (hot and cold) should be run for minimum of 2 minutes in all areas of the premises which have not been used during lockdown period</li> </ul>				




What are the hazards?	Who may be harmed and how? (risk)	What are you already doing?	What further action is necessary?	Actions by whom?	Action by when?	Date Completed
		<ul style="list-style-type: none"> <li>• Electrical equipment and systems maintained</li> <li>• Electrical gate systems maintained</li> <li>• Lifts and lifting equipment/hoists maintained</li> <li>• Ventilation / air conditioning / extraction systems maintained if using a central ventilation system that removes and circulates airs to different rooms, it is recommended that you turn of re-circulation and use a fresh air supply</li> <li>• Asbestos management arrangements in place</li> <li>• Boiler room plant inspected / maintained</li> <li>• Identify and remedy possible vermin infestations</li> </ul> <p>Confirmation that safe arrangement are in place with any shared landlord/ Duty Holders of a premises must be confirmed.</p> <p><i>Please add any additional specific arrangements applicable to your service / work setting.</i></p> <p>- Monthly building checks submitted</p>				
5. On entry to buildings	Staff, contractors, service users, visitors, public,  (Risk – As set out in section 1)	 <p>Measures taken to control COVID-19 are <b>accessible to all staff</b> and visitors including people with disabilities. E.g. hand washing / sanitiser stations are accessible to wheelchair users, notices are read to visually impaired people where identified or upon request.</p> <p>Use simple, clear messaging to explain guidelines using images and clear language, with consideration of groups for which English may not be their first language and those with protected characteristics such as visual impairments.</p> <p>Notices for display can be found under ‘Resources’.  <a href="https://lbbd.sharepoint.com/sites/IntTp/HR/Pages/Risk-Assessment---COVID-19-.aspx">https://lbbd.sharepoint.com/sites/IntTp/HR/Pages/Risk-Assessment---COVID-19-.aspx</a></p>				

What are the hazards?	Who may be harmed and how? (risk)	What are you already doing?	What further action is necessary?	Actions by whom?	Action by when?	Date Completed
		<p>(Managers are responsible for ensuring safety information is explained and understood to their relevant team members where a need is identified)</p>  <ul style="list-style-type: none"> <li>• Notices displayed advising visitors should not enter the building if they have symptoms of COVID-19</li> <li>• Informing visitors that they should be prepared to remove face coverings if asked to do so by police officers and staff for the purposes of identification.</li> <li>• Pictorial social distancing notices displayed at all entry points to the building (including disabled access entry points)</li> <li>• 2-meter demarcation on building entry approaches</li> <li>• Staggered start times</li> <li>• Controlled entry to building / Limiting the number of visitors at any one time.</li> <li>• Supervising of entry to building to follow social distancing guidelines</li> <li>• Established host responsibilities relating to COVID-19 and providing any necessary training for people who act as hosts for visitors.</li> <li>• Revised entry and exit routes for staff, visitors and contractors to minimise contact with other people.</li> <li>• Provision of additional parking or facilities such as bike racks to help people walk, run, or cycle to work where possible.</li> </ul>  <ul style="list-style-type: none"> <li>• Hand sanitiser stations located at entry points to the building</li> <li>• Hand washing / sanitisation stations (ideally soap and water to minimise possible adverse dermatological effects) at point of entry to building. All people entering the building must sanitise hands prior to entry. (20 seconds minimum recommended)</li> </ul>				




What are the hazards?	Who may be harmed and how? (risk)	What are you already doing?	What further action is necessary?	Actions by whom?	Action by when?	Date Completed
		<ul style="list-style-type: none"> <li>• Enhance cleaning frequency of regular touched items including handles on doors, rails, dispensers and water coolers</li> <li>• Maintaining use of security access devices, such as keypads or passes, and adjusting processes at entry/exit points to reduce risk of transmission. For example, cleaning pass readers regularly and asking staff to hold their passes next to pass readers rather than touching them.</li> <li>• Members of Public required to wear face covering prior to entry to community centre / youth club settings as from 8.8.2020.</li> <li>• Notice displayed</li> <li>• Non-compliance reasonable steps to be taken to encourage compliance (clear signage to be displayed)</li> <li>• Requirement for face coverings guidance, including exemptions in link below  <a href="https://www.gov.uk/government/publications/face-coverings-when-to-wear-one-and-how-to-make-your-own/face-coverings-when-to-wear-one-and-how-to-make-your-own">https://www.gov.uk/government/publications/face-coverings-when-to-wear-one-and-how-to-make-your-own/face-coverings-when-to-wear-one-and-how-to-make-your-own</a> </li> </ul> <p><i>Please add any additional specific arrangements applicable to your building.</i></p> <ul style="list-style-type: none"> <li>• Additional necessary signage and markings are displayed.</li> <li>• Hand sanitisers attached to walls and filled</li> <li>• Enhanced BDTS cleaning schedule discussed and recorded, including daily sanitisation of all door handles, keyboards, and phones.</li> </ul>				


What are the hazards?	Who may be harmed and how? (risk)	What are you already doing?	What further action is necessary?	Actions by whom?	Action by when?	Date Completed
6. Reception areas	Staff, contractors, service users, visitors, public,  (Risk – As set out in section 1)	 <ul style="list-style-type: none"> <li>• Telephone appointments/emails to office where possible to minimise face to face contact</li> <li>• Screens fitted to reception area desks</li> <li>• Workstation set up to allow social distancing of staff</li> <li>• Notices displayed advising visitors should not enter the building if they have symptoms of COVID-19</li> <li>• Demarcation to maintain safe distancing 2 metre floor markings, including for possible queues</li> <li>• spacing of desks,</li> <li>• Activity / interactions with customers kept as short as possible</li> <li>• Pictorial social distancing notices displayed at all entry points to the building (including disabled access entry points)</li> <li>• 2-meter demarcation on building entry approaches</li> <li>• One-way flow system at entry and exit points.</li> <li>• Controlled / staggered entry to building</li> <li>• Additional entrances available to minimise congestion at peak times <ul style="list-style-type: none"> <li>• Seating areas revised to ensure 2m social distancing</li> <li>• Supervising of entry to building to follow social distancing guidelines</li> </ul> </li> </ul>  <ul style="list-style-type: none"> <li>• Provision of hand washing stations (ideally soap and water at point of entry to building. If not practicable hand sanitiser to be used (next bullet point)</li> <li>• Provision of hand sanitiser stations located at entry / exit points to the building</li> <li>• Notice displayed to sanitise hands</li> <li>• Increased natural ventilation where practicable</li> </ul>				


What are the hazards?	Who may be harmed and how? (risk)	What are you already doing?	What further action is necessary?	Actions by whom?	Action by when?	Date Completed
		<ul style="list-style-type: none"> <li>• Enhance cleaning frequency of regularly touched items including handles on doors, rails, dispensers, and water coolers, IT equipment, pens, telephones</li> <li>• Sharing of items discouraged for example avoiding sharing pens, documents, and other objects.</li> <li>• Shared items to be wiped/sanitised prior to next use</li> <li>• Catch it, bin it, kill it posters displayed</li> <li>• Staff provided with guidance on hygiene protocols to eliminate <u>cross-infection risks</u>.</li> <li>• Staff to use PPE (gloves) when handling deliveries.</li> <li>• Items to be sanitised via antibacterial wipes/spray prior to delivery to staff</li> <li>• Staff cleaning would be in line with:</li> <li>• <u>Working-safely-during-covid-19/offices-and-contact-centres offices</u></li> <li>• Provision of closed top bins available for disposal of face coverings and other PPE which may be worn. Face coverings are not recyclable at present and should not be placed in recycle bins. Further guidance can be found here</li> <li>• <a href="https://www.gov.uk/guidance/coronavirus-covid-19-disposing-of-waste">https://www.gov.uk/guidance/coronavirus-covid-19-disposing-of-waste</a></li> </ul> <p><i>Please add any additional specific arrangements applicable to your building.</i></p> <ul style="list-style-type: none"> <li>- <i>Reception area is part of a separate office and acts as a screen.</i></li> </ul>				
7. Lifts	Staff, contractors, service users, visitors, public,  (Risk – As set out in section 1)	 <ul style="list-style-type: none"> <li>• Buildings procedure in place for control of access/egress and use of lifts</li> <li>• Working patterns amended, reducing the number of people on site and the numbers needing to use a lift at any one time.</li> <li>• Staggered entry / exit times</li> </ul>	N/A to Centre			




What are the hazards?	Who may be harmed and how? (risk)	What are you already doing?	What further action is necessary?	Actions by whom?	Action by when?	Date Completed
		<p data-bbox="719 236 757 292"></p> <ul data-bbox="707 300 1464 735" style="list-style-type: none"> <li>• Demarcation to allow social distancing on access/egress</li> <li>• Notice displayed to avoid lift use where possible – people who are able are encouraged to use the stairs.</li> <li>• Reduced maximum occupancy – disabled people given priority.</li> <li>• Single person travel, if the risk assessment identifies that only one person at a time can use the lift.</li> <li>• Where it is identified in the risk assessment that a lift can carry more than one person, passengers using lift must face the sides of the lift car with their backs towards other passengers.</li> <li>• Demarcation in lifts in line with <a href="https://www.hse.gov.uk/guidance/working-safely-during-coronavirus-covid-19/offices-and-contact-centres#offices-3-2">guidance/working-safely-during-coronavirus-covid-19/offices-and-contact-centres#offices-3-2</a></li> </ul> <p data-bbox="725 767 1456 826">Example images – if risk assessment identifies single travel is not possible / practical</p> <div data-bbox="712 866 1464 1026">  </div> <p data-bbox="719 1042 757 1098"></p> <ul data-bbox="707 1098 1473 1281" style="list-style-type: none"> <li>• Increased hygiene protocols introduced, to include regular cleaning and sanitation of lift controls and the passenger car and placing hand sanitiser near lift controls/push buttons with signs encouraging staff to use it.</li> <li>• Hand Sanitiser stations located by lift call points</li> <li>• Catch it, bin it, kill it posters displayed</li> </ul>				





What are the hazards?	Who may be harmed and how? (risk)	What are you already doing?	What further action is necessary?	Actions by whom?	Action by when?	Date Completed
		<p><i>Please add any additional specific arrangements applicable to your building.</i></p>				
<p>8. Stairs</p>	<p>Staff, contractors, service users, visitors, public,</p> <p>(Risk – As set out in section 1)</p>	<p></p> <ul style="list-style-type: none"> <li>• Managing use of high traffic areas to maintain social distancing. For example, asking staff and visitors to walk on the left, to give priority to those ascending stairs, or indicating 'passing points' where the walkway is widest.</li> <li>• Demarcation to maintain 2-meter safe distancing in place</li> <li>• Signs to instruct people to 'stay left' (direction of travel) displayed</li> <li>• Pictorial social distancing notices displayed in stairwells on each level</li> <li>• Staggered start times.</li> <li>• Catch it, Bin it, kill it notices displayed</li> </ul> <p></p> <ul style="list-style-type: none"> <li>• Hand sanitiser stations located at entry points to the building</li> <li>• Enhance cleaning frequency of regular touched items including handles on doors, rails, access controls</li> <li>• Windows open to increase natural ventilation where practicable</li> </ul> <p><i>Please add any additional specific arrangements applicable to your building.</i></p>	<p>N/A to Centre</p>			
<p>9. Corridors</p>	<p>Staff, contractors, service users, visitors, public,</p>	<p></p>				





What are the hazards?	Who may be harmed and how? (risk)	What are you already doing?	What further action is necessary?	Actions by whom?	Action by when?	Date Completed
	(Risk – As set out in section 1)	<ul style="list-style-type: none"> <li>• Managing use of high traffic areas to maintain social distancing. For example, asking staff and visitors to walk on the left, to give priority to those ascending stairs, or indicating ‘passing points’ where the walkway is widest.</li> <li>• Demarcation to maintain 2-meter safe distancing in place</li> <li>• Pictorial social distancing notices displayed</li> <li>• Signs to instruct people to ‘stay left’ (direction of travel) displayed</li> <li>• Staggered start times</li> <li>• Pinch points in corridors and stairs, consider: <ul style="list-style-type: none"> <li>○ Allowing only essential trips within buildings/ sites, to maintain social distancing as much as possible. By limiting the number of staff moving around you are also reducing the number of people in high traffic areas including corridors and stairs.</li> <li>○ If possible, arrange one-way systems with arrows on the floor to prevent crossing in narrow spaces and ensure all staff know to make space for each other.</li> </ul> </li> <li>• Non fire doors / security propped open to minimise surface contact</li> </ul>  <ul style="list-style-type: none"> <li>• Hand sanitiser stations located in corridors</li> <li>• Enhance cleaning frequency of regular touched items including handles on doors, rails, access control buttons</li> <li>• Catch it, bin it, kill it posters displayed</li> <li>• Windows open to increase natural ventilation where practicable</li> </ul> <p><i>Please add any additional specific arrangements applicable to your building.</i></p>	Co-located partners to confirm they will monitor corridor traffic	AbPhab, Subwise and Purple Penguin	20/08/20  (requested confirmation 14/08/20)	


What are the hazards?	Who may be harmed and how? (risk)	What are you already doing?	What further action is necessary?	Actions by whom?	Action by when?	Date Completed
		<ul style="list-style-type: none"> <li>- Corridor to staff kitchen and toilet will be rota'd between organisations</li> <li>• As corridors are narrow, will encourage single person usage although stay left signs to be displayed.</li> </ul>	Put up stay left signs		20/08/20	
10. Communal Areas	<p>Staff, contractors, service users, visitors, public,</p> <p>(Risk – As set out in section 1)</p>	 <ul style="list-style-type: none"> <li>• Working collaboratively with landlords and other tenants in multi-tenant sites/buildings to ensure consistency across common areas, for example, receptions, staircases (where applicable)</li> <li>• Demarcation to maintain 2-meter safe distancing in place</li> <li>• Pictorial social distancing notices displayed</li> <li>• Staggered break times</li> <li>• Additional space created by using other parts of the building that have been freed up by remote working.</li> <li>• Reconfiguring seating and tables to maintain spacing and reduce face-to-face interactions.</li> <li>• Staggering break times to reduce pressure on the staff break rooms or places to eat and ensuring social distancing is maintained in staff break rooms.</li> <li>• Encouraging staff to remain on-site and, when not possible, maintaining social distancing while off-site.</li> <li>• Encouraging storage of personal items and clothing in personal storage spaces, for example, lockers and during shifts.</li> <li>• Using safe outside areas for breaks.</li> </ul> <p>Common areas and appropriate signage to restrict access when social distancing is not possible / practical</p> <p>Example within <a href="#">working safely during- ovid-19 offices and contact centres</a></p>				

What are the hazards?	Who may be harmed and how? (risk)	What are you already doing?	What further action is necessary?	Actions by whom?	Action by when?	Date Completed
		 <p data-bbox="719 555 763 595">  </p> <ul data-bbox="719 651 1473 1026" style="list-style-type: none"> <li>• Hand sanitiser stations located in corridors</li> <li>• Enhance cleaning frequency of regular touched items including handles on doors, rails, tables etc</li> <li>• Windows open to increase natural ventilation where practicable</li> <li>• Catch it, Bin it, kill it notices displayed</li> <li>• Non fire / security doors propped open to minimise touching of surfaces</li> <li>• Provision of closed top bins available for disposal of face coverings and other PPE which may be worn. Face coverings are not recyclable at present and should not be placed in recycle bins. Further guidance can be found here <a href="https://www.gov.uk/guidance/coronavirus-covid-19-disposing-of-waste">https://www.gov.uk/guidance/coronavirus-covid-19-disposing-of-waste</a></li> </ul> <p data-bbox="719 1129 1473 1185"><i>Please add any additional specific arrangements applicable to your building.</i></p>				
11. General office space / Workstations / desks	Staff, contractors, service users, visitors, public,  (Risk – As set out in section 1)	<p data-bbox="719 1257 763 1313">  </p> <ul data-bbox="719 1361 1473 1415" style="list-style-type: none"> <li>• Assessment undertaken to determine social distanced capacity</li> </ul>				



What are the hazards?	Who may be harmed and how? (risk)	What are you already doing?	What further action is necessary?	Actions by whom?	Action by when?	Date Completed
		<ul style="list-style-type: none"> <li>• Demarcation to maintain 2-meter safe distancing in place</li> <li>• Reconfiguring seating and desks to maintain spacing avoiding people working face-to-face – instead, work side-by-side or back-to-back</li> <li>• Pictorial social distancing notices displayed</li> <li>• Only where it is not possible to move workstations / create distancing 2 metres apart: <ul style="list-style-type: none"> <li>○ Assigning one person per work area</li> <li>○ Reducing the number of people in the work area so that 2m distancing can be achieved avoiding people working face-to-face – instead, work side-by-side or back-to-back</li> </ul> </li> <li>• Use of screens to create a physical barrier between people where 2m cannot be achieved</li> <li>• You should also limit the amount of contact between different workers by assigning and keeping people in shift teams (sometimes known as a cohort). This means that the same people work within the same team, on the same shift.</li> <li>• Telephone appointments/emails to office where possible to minimise face to face contact</li> <li>• Meetings where possible via Teams</li> <li>• Workstations assigned to an individual and not shared. If they need to be shared, they should be shared by the smallest possible number of people and cleaned prior to next use</li> <li>• Staggering break times to reduce pressure on the staff break rooms or places to eat and ensuring social distancing is maintained in staff break rooms.</li> <li>• Encouraging storage of personal items and clothing in personal storage spaces, for example, lockers and during shifts.</li> <li>• Using safe outside areas for breaks.</li> </ul> <p>Example within <a href="#">working safely during- ovid-19 offices and contact centres</a></p>				



What are the hazards?	Who may be harmed and how? (risk)	What are you already doing?	What further action is necessary?	Actions by whom?	Action by when?	Date Completed
		<p data-bbox="728 276 907 427">Green markers to limit desk usage and maintain social distancing</p>  <p data-bbox="716 598 761 638"></p> <ul data-bbox="705 694 1478 1388" style="list-style-type: none"> <li>• Increased cleaning frequency of hard surfaces and regularly touched items including handles on doors, rails, dispensers, and water coolers/ emptying of bins</li> <li>• in line with <u>COVID-19: cleaning of non-healthcare settings guidance</u></li> <li>• Additional day time cleaning arrangements put in place</li> <li>• Provision of hand washing stations (ideally soap and water at point of entry to building. If not practicable hand sanitiser to be used (next bullet point)</li> <li>• Provision of hand sanitiser stations located at entry / exit points to the building</li> <li>• Notice displayed to sanitise hands</li> <li>• Increased natural ventilation where practicable</li> <li>• Staff provided with antibacterial wipes to clean IT equipment, telephones prior to use</li> <li>• Items to be sanitised before sharing (including PCs) / re-use by another person</li> <li>• Staff to use own cups / for drinks</li> <li>• Sharing of items discouraged for example avoiding sharing pens, documents, and other objects.</li> <li>• Shared items to be wiped/sanitised prior to next use</li> <li>• Catch it, bin it, kill it posters displayed</li> </ul>				




What are the hazards?	Who may be harmed and how? (risk)	What are you already doing?	What further action is necessary?	Actions by whom?	Action by when?	Date Completed
		<ul style="list-style-type: none"> <li>Adequate tissues are available to clear up spills and to catch sneezes in line with Catch it / Bin it / Kill it advice</li> <li>Provision of closed top bins available for disposal of face coverings and other PPE which may be worn. Face coverings are not recyclable at present and should not be placed in recycle bins. Further guidance can be found here <a href="https://www.gov.uk/guidance/coronavirus-covid-19-disposing-of-waste">https://www.gov.uk/guidance/coronavirus-covid-19-disposing-of-waste</a></li> </ul> <p><i>Please add any additional specific arrangements applicable to your building.</i></p>				
12 Multi-Functional Devices	Staff, contractors, service users, visitors, public,  (Risk – As set out in section 1)	 <ul style="list-style-type: none"> <li>Demarcation around user space / queuing lines</li> </ul>  <ul style="list-style-type: none"> <li>Wipes available to wipe down touch screen before and after use.</li> <li>Increased cleaning frequency of device in line with enhanced frequency of regular touched items in the building</li> </ul>				
13. Kitchens	Staff, visitors, contractors, public, resident or building occupants  (Risk – As set out in section 1)	 <ul style="list-style-type: none"> <li>Determine food / drink / refreshments provision for the site/ location i.e. bringing in own food only, use of on-site provision, supply of drinks, use of appliances, if applicable.</li> </ul>  <ul style="list-style-type: none"> <li>Demarcation to maintain 2-meter safe distancing in place</li> <li>Pictorial social distancing notices displayed</li> </ul>	Co-located partners to confirm their food policy – encourage own food only	AbPhab, Subwise and Purple Penguin	20/08/20  (requested confirmation 14/08/20)	




What are the hazards?	Who may be harmed and how? (risk)	What are you already doing?	What further action is necessary?	Actions by whom?	Action by when?	Date Completed
		<ul style="list-style-type: none"> <li>• Additional space created by using other parts of the building that have been freed up by remote working.</li> <li>• Reconfigured seating and tables to maintain spacing and reduce face-to-face interactions</li> </ul> <p>Example within <a href="#">working safely during- ovid-19 offices and contact centres</a></p>  <p>🚽</p> <ul style="list-style-type: none"> <li>• Hand washing /hand sanitising facilities available</li> <li>• Enhanced cleaning frequency of hard surfaces and regular touched items including handles on doors, rails, appliances, water dispensers</li> <li>• Provision of anti-bacterial spray / wipes for Items to be sanitised before use by another person</li> <li>• Staff to use own cups for drinks</li> <li>• Provision of communal cutlery, crockery and glassware removed</li> <li>• Hand washing poster displayed</li> <li>• Catch it, kill it, Bin it poster displayed</li> <li>• Windows open to increase natural ventilation where practicable</li> <li>• Staff encouraged to bring their own food.</li> <li>• Staggering break times to reduce pressure on the staff break rooms or places to eat and ensuring social distancing is maintained in staff break rooms</li> </ul>				




What are the hazards?	Who may be harmed and how? (risk)	What are you already doing?	What further action is necessary?	Actions by whom?	Action by when?	Date Completed
		<p><i>Please add any additional specific arrangements applicable to your building.</i></p> <ul style="list-style-type: none"> <li>• Door sign limiting kitchen use to adults only and one adult at a time</li> </ul>				
14. Toilets	<p>Staff, visitors, contactors, public, resident or building occupants</p> <p>(Risk – As set out in section 1)</p>	<p></p> <p>Using signs and posters to build awareness of good handwashing technique, the need to increase handwashing frequency and to avoid touching your face, and to cough or sneeze into a tissue which is binned safely, or into your arm if a tissue is not available.</p> <p>Temperature of wash hand basin hot water mixertaps regulated to ensure tolerable/comfortable temperature for use.</p> <p></p> <ul style="list-style-type: none"> <li>• Pictorial social distancing notices displayed</li> <li>• Notice to includes information to queue outside not inside the toilets.</li> <li>• Social distancing marking in areas where queues normally form</li> <li>• In larger WC facilities (i.e. with no small corridors) removal of access to every other urinal or hand basin through use of tape or signage or other mechanism.</li> <li>• Smaller/confined WC areas (i.e. where narrow corridor entry or pinch points are present) limited entry approach system, one in, one out) utilising accessible locking device on main door).</li> </ul>				


What are the hazards?	Who may be harmed and how? (risk)	What are you already doing?	What further action is necessary?	Actions by whom?	Action by when?	Date Completed
		 <ul style="list-style-type: none"> <li>• Hand Sanitiser provided at entry point to toilets</li> <li>• Provision of handwashing basins</li> <li>• Enhanced cleaning frequency of hard surfaces and regular touched items including handles doors, rails, taps etc</li> <li>• Daily checks for replenishing soap for handwashing</li> <li>• Visible cleaning schedule displayed and kept up to date</li> <li>• Disposable towels / hand dryers provided.</li> <li>• Frequent collection of paper towels and other waste.</li> <li>• No re-useable towels</li> <li>• Provision of anti-bacterial spray / wipes / gel for items to be sanitised before use by another person</li> <li>• Hand washing poster displayed</li> <li>• Catch it, Bin it, kill it posters displayed</li> <li>• Windows open to increase natural ventilation where practicable</li> <li>• Non fire doors propped open to increase natural ventilation where practicable</li> </ul> <p><i>Please add any additional specific arrangements applicable to your building.</i></p>				
15. Meeting Rooms	<p>Staff, visitors, contactors, public, resident or building occupants</p> <p>(Risk – As set out in section 1)</p>	 <ul style="list-style-type: none"> <li>• Using remote working tools to avoid in-person meetings.</li> <li>• Only necessary participants should physically attend meetings and should maintain social distancing (2m)</li> <li>• Avoiding transmission during meetings, for example avoiding sharing pens, documents, and other objects.</li> <li>• For areas where necessary face to face meetings take place, using floor signage and reduced seating capacity to help people maintain social distancing.</li> </ul>	Co-located partners to confirm their meeting arrangements	AbPhab, Subwise and Purple Penguin	20/08/20  (requested confirmation 14/08/20)	





What are the hazards?	Who may be harmed and how? (risk)	What are you already doing?	What further action is necessary?	Actions by whom?	Action by when?	Date Completed
		 <ul style="list-style-type: none"> <li>• Provision of hand sanitiser / antibacterial wipes in meeting rooms.</li> <li>• Holding meetings in well-ventilated rooms whenever possible.</li> <li>• Enhanced cleaning frequency of hard surfaces and regular touched items including handles on doors / tables / IT</li> <li>• Air conditioning considered in next section</li> </ul> <p><i>Please add any additional specific arrangements applicable to your building.</i></p> <p>- Meetings held remotely.</p>				
16. Air Conditioning systems	Staff, contractors, service users, visitors, public,  (Risk – As set out in section 1)	 <ul style="list-style-type: none"> <li>• Ventilation / air conditioning / extraction systems maintained.</li> <li>• If using a central ventilation system that removes and circulates airs to different rooms, it is recommended that you turn off re-circulation and use a fresh air supply</li> <li>• HSE guidance on use of air conditioning systems followed <a href="https://www.hse.gov.uk/coronavirus/equipment-and-machinery/air-conditioning-and-ventilation">https://www.hse.gov.uk/coronavirus/equipment-and-machinery/air-conditioning-and-ventilation</a></li> </ul> <p><i>Please add any additional specific arrangements applicable to your building</i></p> <p>- Aircon/heating circulates air within each room solely. Stand alone units.</p>				
17. Use of fans	Staff, contractors, service users, visitors, public,					

What are the hazards?	Who may be harmed and how? (risk)	What are you already doing?	What further action is necessary?	Actions by whom?	Action by when?	Date Completed
	(Risk – As set out in section 1)	<p>Circulation of outside air can be considered to prevent pockets of stagnant air in occupied spaces. You can do this by using ceiling fans or desk fans for example, provided good ventilation is maintained. The risk of transmission through the use of ceiling and desk fans is extremely low. Source HSE <a href="https://www.hse.gov.uk/coronavirus/equipment-and-machinery/air-conditioning-and-ventilation.htm">https://www.hse.gov.uk/coronavirus/equipment-and-machinery/air-conditioning-and-ventilation.htm</a></p> <p><i>Please add any additional specific arrangements applicable to your building.</i></p>				
18. Changing rooms and showers	<p>Staff, contractors, service users, visitors, public,</p> <p>(Risk – As set out in section 1)</p>	<p></p> <ul style="list-style-type: none"> <li>Regulated use of locker rooms, changing areas and other facility areas to reduce concurrent usage.</li> </ul> <p></p> <ul style="list-style-type: none"> <li>Where shower and changing facilities are required, setting clear use and cleaning guidance for showers, lockers and changing rooms to ensure they are kept clean and clear of personal items and social distancing is achieved as much as possible.</li> </ul> <p><i>Please add any additional specific arrangements applicable to your building.</i></p> <ul style="list-style-type: none"> <li>Single shower in disabled toilet cleaned daily</li> <li>Signage to be added</li> </ul>				
19. Post room / deliveries  Handling goods, merchandise and other	<p>Staff, contractors, service users, visitors, public,</p> <p>(Risk – As set out in section 1)</p>	<p></p> <ul style="list-style-type: none"> <li>Restriction of non-business deliveries, e.g. personal deliveries to staff</li> <li>Revised pick-up and drop-off collection points, procedures, signage, and markings.</li> </ul>				



What are the hazards?	Who may be harmed and how? (risk)	What are you already doing?	What further action is necessary?	Actions by whom?	Action by when?	Date Completed
materials, and onsite vehicles		<ul style="list-style-type: none"> <li>• Cleaning procedures for goods, merchandise and other materials entering the site.</li> <li>• Increased handwashing frequencies for staff handling goods</li> <li>• handwashing facilities for staff handling goods and merchandise and provision of hand sanitiser where this is not practical.</li> <li>• Considering methods to reduce frequency of deliveries, for example by ordering larger quantities less often.</li> <li>• Staff wear disposable gloved to handle deliveries</li> </ul> <ul style="list-style-type: none"> <li>• Cleaning procedures for goods and merchandise entering the site.</li> </ul> <p><i>Please add any additional specific arrangements applicable to your building.</i></p> <ul style="list-style-type: none"> <li>• For deliveries received by partners, a system of wiping down goods should be in place. This will be conveyed. Instruct postal deliveries to be placed in area to avoid excess handling. POW staff to wash hands after handling deliveries.</li> </ul>				
20. Buildings with Cafes	<p>Staff, contractors, service users, visitors, public,</p> <p>(Risk – As set out in section 1)</p>	<p>Cafes inside of council buildings are permitted to open but should take account of the guidance below in order to reopen these functions safely when permitted:</p> <ul style="list-style-type: none"> <li>• <a href="#">COVID-19: Guidance for the safe use of multi-purpose community facilities</a></li> </ul> <p><i>Please add any additional specific arrangements applicable to your building.</i></p>	N/A to Centre			
21. Someone becomes unwell	<p>Staff, contractors, service users, visitors, public,</p>					


What are the hazards?	Who may be harmed and how? (risk)	What are you already doing?	What further action is necessary?	Actions by whom?	Action by when?	Date Completed
	(Risk – As set out in section 1)	<p>Protocol developed in line with <a href="#">Government Guidance</a> to include:</p> <ul style="list-style-type: none"> <li>• First-aid procedure and arrangements in place.</li> <li>• If anyone becomes unwell with a new, continuous cough or a high temperature loss of taste / smell across the service, they must be sent home and advised to follow the COVID-19: guidance for households with possible coronavirus infection guidance.</li> <li>• If a person is awaiting collection, they should be moved, if possible, to a room where they can be isolated behind a closed door. Ideally, a window should be opened for ventilation. If it is not possible to isolate them, move them to an area which is at least 2 metres away from other people.</li> <li>• If they need to go to the bathroom while waiting to be collected, they should use a separate bathroom if possible. The bathroom should be cleaned and disinfected using standard cleaning products before being used by anyone else.</li> <li>• In an emergency, call 999 if they are seriously ill or injured or their life is at risk. Do not visit the GP, pharmacy, urgent care centre or a hospital.</li> <li>• If a member of staff has helped someone who was unwell with a new, continuous cough, a high temperature, loss of taste or smell they do not need to go home unless they develop symptoms themselves (and in which case, a test is available) or the person subsequently tests positive (Close contact generally refers to being within 2 metres for more than 15 minutes).</li> <li>• If you have been in close contact with someone who is being tested for COVID-19, but they do not yet have a test result: <a href="#">Current advice</a> states that at this stage, you do not need to self-isolate. You should take extra care in practising social distancing and good hand and respiratory hygiene. Contacts of people who have tested positive for COVID-19 infection who need to self-isolate will be notified accordingly by the NHS Test and Trace service. If you have not been notified, this means you do not need to self-isolate.</li> </ul>				



What are the hazards?	Who may be harmed and how? (risk)	What are you already doing?	What further action is necessary?	Actions by whom?	Action by when?	Date Completed
		<ul style="list-style-type: none"> <li>• They should wash their hands thoroughly for 20 seconds after any contact with someone who is unwell. Cleaning the affected area with normal household disinfectant after someone with symptoms has left will reduce the risk of passing the infection on to other people. See <a href="#">COVID-19: cleaning of non-healthcare settings guidance</a></li> <li>• Staff cleaning would be in line with: <a href="https://www.gov.uk/guidance/working-safely-during-coronavirus-covid-19/offices-and-contact-centres#offices-5-2">https://www.gov.uk/guidance/working-safely-during-coronavirus-covid-19/offices-and-contact-centres#offices-5-2</a></li> </ul> <p>To dispose of waste from people with symptoms of coronavirus, such as disposable cleaning cloths, tissues, and PPE:</p> <ul style="list-style-type: none"> <li>• put it in a plastic rubbish bag and tie it when full</li> <li>• place the plastic bag in a second bin bag and tie it</li> <li>• put it in a suitable and secure place marked for storage for 72 hours</li> <li>• Waste to be stored safely and securely.</li> </ul> <p><i>Please add any additional specific arrangements applicable to your building.</i></p>				
22. Fire drills / Emergency situations	<p>Staff, contractors, visitors, customers, public.</p> <p>Smoke inhalation, exposure to heat</p>	<p></p> <ul style="list-style-type: none"> <li>• Upon discovery of an actual fire or other emergency, immediate evacuation of the building in a safe and controlled manner will be essential. Evacuation is the priority, in this circumstance social distancing may need to be relaxed to enable quicker evacuation.</li> <li>• Fire risk assessment and Emergency Evacuation Plans revised for site to take into account <i>possible</i> COVID-19 restrictions and areas which may not be in use and changes of use to the building.</li> <li>• Personal Emergency Evacuation Plans (PEEPS) in place and revised where necessary</li> </ul>				

What are the hazards?	Who may be harmed and how? (risk)	What are you already doing?	What further action is necessary?	Actions by whom?	Action by when?	Date Completed
		 <ul style="list-style-type: none"> <li>• Adequate numbers of trained staff to safely evacuate all personnel on the premises</li> <li>• Demarcation of safe distancing in place at assembly points in line with social distancing guidelines (2 meters) where reasonably practicable (planned drills only). If not practicable nominated person to monitor social distancing.</li> <li>• Fire drill arrangements to be confirmed with landlord/ duty holder/ occupant (where premises are shared)</li> <li>• Ensure emergency evacuation routes out of the building are not compromised including fire doors and final exit doors.</li> </ul>  <p>On return to building, occupants to sanitise hands/follow hygiene protocols on re-entry</p> <p><i>Please add any additional specific arrangements applicable to your service / work setting.</i></p>	Co-located partners to confirm adequate numbers of trained staff to safely evacuate all personnel on the premises	AbPhab, Subwise and Purple Penguin	(20/08/20  (requested confirmation 14/08/20)	
23. First Aid	Staff, contractors, visitors, customers, public.  (Risk – as set out in section 1)	 <ul style="list-style-type: none"> <li>• Adequate first aid provision in line with the services/ buildings first aid needs assessment.</li> <li>• First Aid Boxes kit requires additional supply of Disposable Gloves, Disposable Aprons, Eye Protection Goggles/Face shield, Fluid Resistant Surgical Facemask,</li> <li>• First aid boxes content checked, including for vehicles (fleet vehicles)</li> </ul>  <ul style="list-style-type: none"> <li>• Where closer contact may be necessary to administer first aid, wear appropriate PPE to protect First Aider and casualty. This would include disposable gloves, disposable apron and fluid resistant surgical facemask. Eye protection is also required if the casualty is coughing, spitting, or vomiting</li> </ul>	Co-located partners to confirm staff trained to administer first aid	AbPhab, Subwise and Purple Penguin	20/08/20  (requested confirmation 14/08/20)	



What are the hazards?	Who may be harmed and how? (risk)	What are you already doing?	What further action is necessary?	Actions by whom?	Action by when?	Date Completed
		<ul style="list-style-type: none"> <li>For resuscitation – only deliver CPR by chest compressions and use a defibrillator (if available) <b>DON'T</b> do rescue breaths.</li> <li>PPE / Handwashing protocols to be followed</li> <li>Management and staff must read and follow manufactures instructions on how to use PPE correctly. Guidance on PPE and the correct fitting of face masks can be found <a href="#">here</a>.</li> </ul> <p>Contact the health and safety team if it is suspected that a staff member at work has been diagnosed as having COVID-19 attributed to an occupational exposure to coronavirus.</p> <p><i>Please add any additional specific arrangements applicable to your service / work setting.</i></p> <ul style="list-style-type: none"> <li>All necessary equipment and supplies are available for co-located partners to use</li> </ul>				
24. COSHH Cleaning / Sanitisation products	Staff, contractors, visitors, customers, public.  (Risk – as set out in section 1) Due to required increased cleaning/sanitising of hard surfaces and items there is a need to ensure no residual traces of cleaning products / or access to the cleaning / sanitising product by unauthorised personnel	 <ul style="list-style-type: none"> <li>COSHH risk assessment updated to include all newly introduced cleaning products</li> <li>Manufacturers COSHH Safety Data Sheet provided to users of chemical outlining safe use, storage, emergency arrangements and PPE to be used.</li> <li>Strict instruction to staff / cleaning provider to keep any cleaning chemicals secure</li> <li>Work with in house or external cleaning provider to ensure safe systems and protocols for use and storage are in place.</li> </ul> <p><i>Please add any additional specific arrangements applicable to your building.</i></p>				
25. Office/on site Dealing with / clearing up with Body Fluids	Staff, contractors, visitors, customers, public.  (Risk - as set out in section 1)	 <ul style="list-style-type: none"> <li>Body Fluids protocol updated to include COVID-19 risks to include:</li> </ul>	Co-located partners to confirm staff trained in clearing up with Body Fluids	AbPhab, Subwise and	20/08/20	

What are the hazards?	Who may be harmed and how? (risk)	What are you already doing?	What further action is necessary?	Actions by whom?	Action by when?	Date Completed
		<ul style="list-style-type: none"> <li>○ Where clearing up of body fluids is required, the staff member must follow <u>all infection control measures</u> including covering wounds prior to glove use</li> <li>○ Full appropriate PPE must be worn, this will include disposable gloves, disposable apron and fluid resistant surgical facemask and eye protection or face shield</li> <li>○ PPE and waste disposal protocols to be followed (double bag waste)</li> <li>○ Handwashing protocols to be followed</li> <li>○ Protocol in place to respond to emergency cleaning requirements and increased cleaning requests</li> </ul> <p><i>Please add any additional specific arrangements applicable to your service / work setting.</i></p> <ul style="list-style-type: none"> <li>● All necessary equipment and supplies are available for co-located partners to use</li> <li>● Non LBBD partners will be unable to follow link but it is likely they know best practise and have carried out procedure many times. This is being confirmed and will update as part of the review.</li> </ul>	Review	Purple Penguin	<p>requested confirmation 14/08/20)</p> <p>28/08/20</p>	
<p>26. Behaviour of staff</p> <p>Behaviour of the public</p>	<p>Staff, contractors, visitors, customers, public.</p> <p>(Risk - as set out in section 1)</p> <p>Acts of violence towards Staff include but are not limited to; Verbal aggression, Physical aggression, Threatening and intimidating behaviour.</p>	 <ul style="list-style-type: none"> <li>● Staff code of conduct applies in these times of Covid-19 and staff are expected to maintain social distancing and hygiene protocols at all times</li> <li>● Visitors to buildings are expected to follow social distancing and hygiene protocols.</li> <li>● If staff feel threatened or intimidated, they must follow their usual V&amp;A procedures and retreat to a secure area if required.</li> <li>● The mantra 'If in doubt, get out' should be used when assessing situations</li> </ul>				

What are the hazards?	Who may be harmed and how? (risk)	What are you already doing?	What further action is necessary?	Actions by whom?	Action by when?	Date Completed
		<i>Please add any additional specific arrangements applicable to your service / work setting.</i>				
27. Business Continuity	Staff, contractors, visitors, customers, public.  (Risk - as set out in section 1)  Closure of premises, non-provision of service	 <ul style="list-style-type: none"><li>Business Continuity Plan reviewed to include COVID-19 related risks</li></ul> <i>Please add any additional specific arrangements applicable to your building.</i>				
28. Multi Use / Hired premises	Staff, contractors, visitors, customers, public.  (Risk - as set out in section 1)	 Where buildings are shared with other businesses or hired on a sessional basis, the organisation must demonstrate they are operating as COVID secure. This would typically be via a COVID-19 Risk assessment for the activity  Risk Assessment received from AbPhab. Awaiting Subwize and Purple Penguin Risk Assessments. Purple Penguin RA to be ratified by their board. Subwize will not be returning for a while and these will be provided prior to service delivery.	Ensure risk assessments are received and on file for all co-located partners around service delivery and is reflective of industry guidance i.e. <a href="https://nya.org.uk/guidance/">https://nya.org.uk/guidance/</a>  Ensure any updates to building RA are shared with staff and co-located partners		21/08/20          21/08/20	ongoing          ongoing
Other?		<i>Please add any additional specific arrangements applicable to your building.</i>				
Other?		<i>Please add any additional specific arrangements applicable to your building.</i>				
Other?		<i>Please add any additional specific arrangements applicable to your building.</i>				

It is important you discuss your assessment and proposed action with employees and their representatives. A risk assessment is only effective if you and your employees act on it. You must follow through with any actions required and review it on a regular basis. You should review your risk assessment if you think it may no longer be valid e.g. following an accident/incident, or if there are significant changes to the hazards in your workplace, such as new equipment or work activities. You should consider, at a minimum, an annual review of your assessment. Risk assessment guidance is available for further information and advice on carrying out a risk assessment

## Appendix 1

### PPE Risk Assessment Template – PPE Request

Once the risk assessment has been completed in consultation with the Corporate Health and Safety team, your employees, Trade Union Partners and has been signed off by the Workforce Governance Group or CEX/DCEX as being COVID-19 secure, please fill out the below to summarise the service's need for PPE outlined in the assessment. Once completed, and agreed, please send to [Rhys.Clyne@lbbd.gov.uk](mailto:Rhys.Clyne@lbbd.gov.uk) and [Will.Donovan@lbbd.gov.uk](mailto:Will.Donovan@lbbd.gov.uk). If you have any identified need for PPE beyond the items outlined below please notify Rhys and Will as soon as possible, as it may be necessary to establish a new supply chain for additional items which have not been routinely stocked.

Please state all items as numbers of items required, not numbers of boxes as box sizes for masks, gloves and aprons can vary.

Please note that this form should cover **only** PPE directly relating to preventing the spread of coronavirus. The service's usual PPE requirements (ie: items which were standard before March 2020) should continue to be ordered through the usual supply routes as per the Council's procurement contracts. If suppliers are not able to fulfil the needs of the service please contact [Edna.Amolo@lbbd.gov.uk](mailto:Edna.Amolo@lbbd.gov.uk) from Procurement who will follow up with contracted suppliers.

**Please indicate when first month's supply PPE is required by here:**

#### Regular, monthly PPE need

	Surgical masks	FFP3 masks	Pairs of gloves				Disposable suits	Disposable aprons	Full face shields	Goggles	Hand sanitiser (bottles)		Anti-bac wipes packs
			S	M	L	XL					100ml	500ml	
<b>Number of units</b>													

Please note that FFP3 masks are only required in very specific applications and may not provide adequate protection unless used alongside additional equipment such as a full-face shields or safety goggles.

#### Fixed PPE need for your workplace

Check with the Building Manager/ Duty Holder for any building related requirements you may have, such as screens, signs, tape and fixed sanitiser may have been ordered/covered.

Type of equipment	Numbers and Sizes	Comments
Perspex screens		
Fixed wall sanitiser unit		
Floor standing sanitiser unit		
Social distance signs		
Hand hygiene signs		
Catch it, bin it, kill it signs		
Social distancing tape		
Other (specify)		