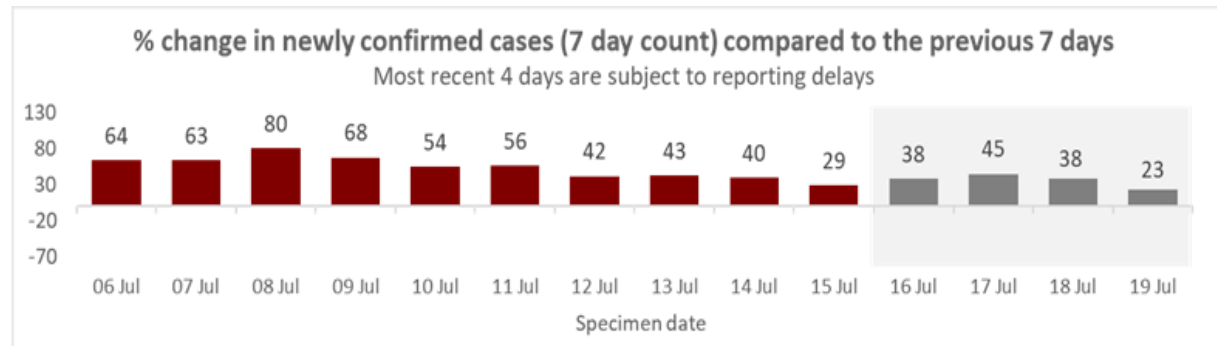
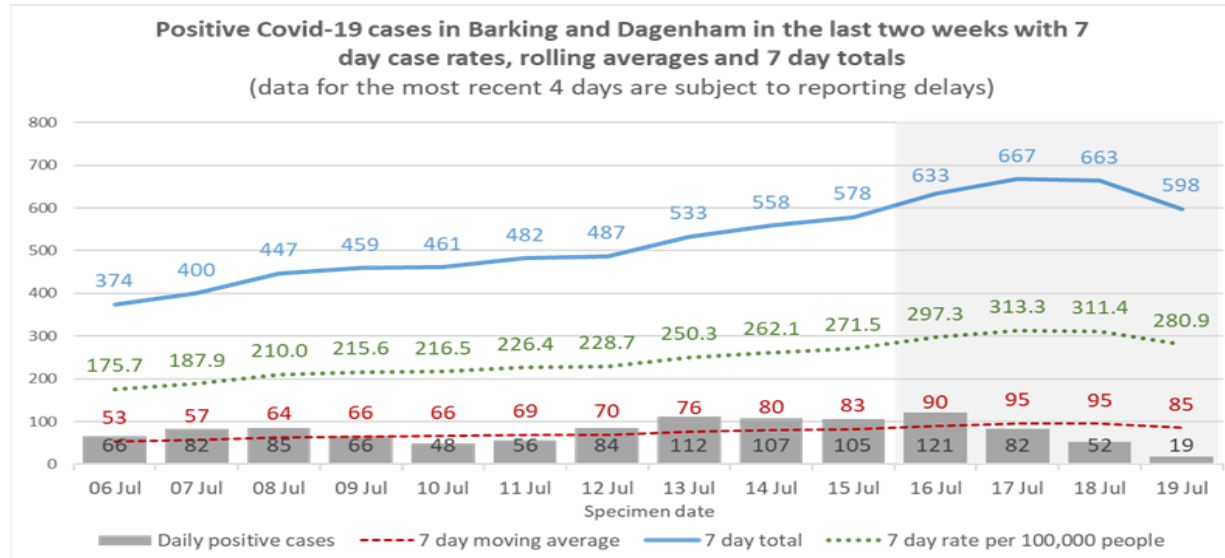


COVID-19 Weekly Summary: 20th July 2021

Cases continue to rise and are spreading to older and more vulnerable residents. Testing must increase and residents must continue to follow national guidelines to reduce the rate of infection.

- The all age case rate has risen to 271.5 per 100,000 and is now RAG rated Maroon, the highest possible RAG rating. Nevertheless the rate remains low compared to the London average of 378.5 and is the fourth lowest in London.
- In the last week the 60+ case rate has increased by 150% to 126.2; this is the third highest rate in London.
- Cases are also spreading into the 80+ age group. Having had no cases within this group since May there have been 9 cases in the last 9 days.
- The number of covid patients in BHRUT hospitals has doubled in the last 4 weeks. As of 16th July there were 29 covid patients in both General & Acute and Critical Care beds.
- The number of covid related deaths remains low, with none so far registered as having occurred in the week ending 9th July. However, the rapid increase in positive cases and the spread to older age groups is likely to lead to an increase in deaths.
- In the third week of the Local 0 programme, local contact tracers successfully contacted 65% of the 389 cases that were passed to the team, however improvements are still needed in order to reach the target of 90% for all contact tracing (self-reported contact tracing + Local 0).
- At least 110,000 borough residents (61.7%) aged 18+ have received the first dose of the covid vaccine, and over 78,000 (44.0%) have also received their second dose.

New positive COVID-19 cases in the last two weeks



- For the 7 day period from the 9th July to the 15th July 2021, in Barking and Dagenham there were:
 - 578 newly confirmed cases
 - 271.5 new cases per 100,000 people
 - an average of 83 new cases per day
- Newly confirmed cases have increased by 29% compared to the previous week.
- Provisional data for the most recent four days points towards a continuation of the upward trend with the average number of cases per day rapidly approaching the 100 mark.

Data source: PHE Situational Awareness Explorer

one borough; one community; no one left behind

**Barking &
Dagenham**

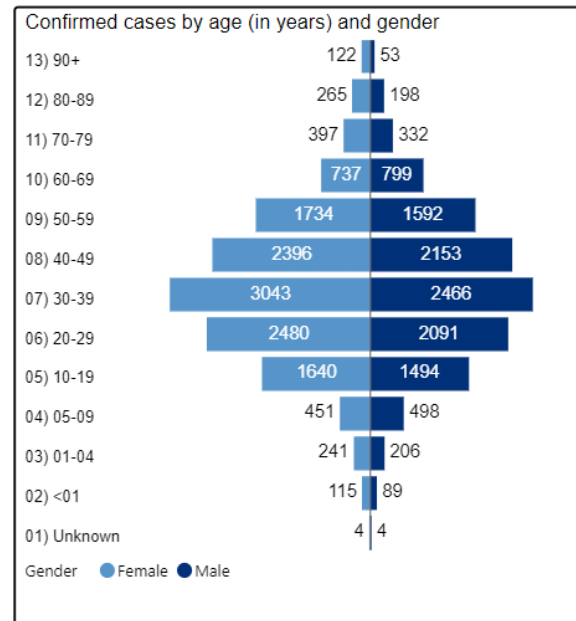
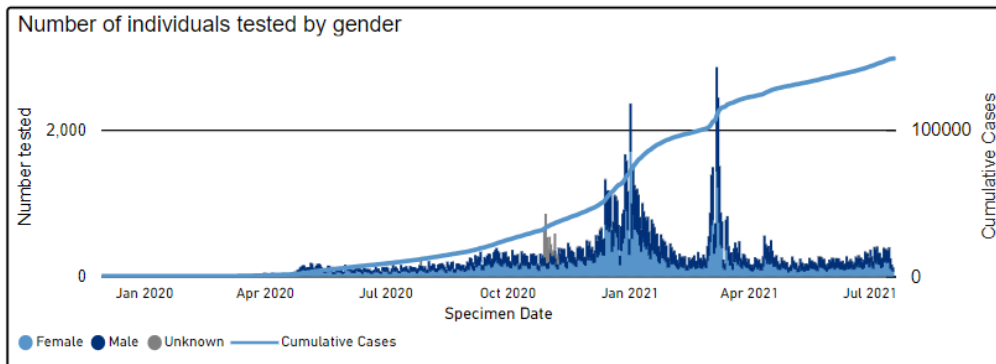
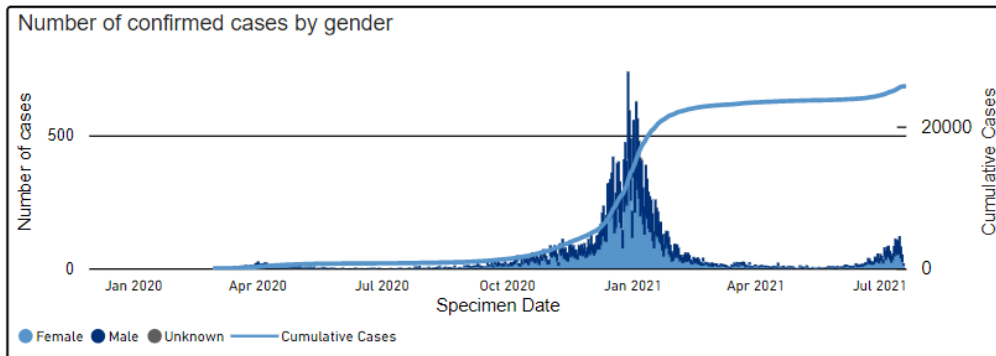
Trends in tests and new cases

1st – 18th July 2021

Total individuals tested	People Tested Positive	People Tested Negative
4,970	1,138	3,832

- Provisionally, testing in the first 18 days of July has increased by 25%, with 4,970 individuals tested compared to 3,952 in the first 18 days of June. New positive cases have increased by 595% from 191 to 1,138.
- However, data for 16th – 18th July remains provisional and figures could increase.

Confirmed COVID-19 cases and residents tested in Barking and Dagenham since March 1, 2020, by specimen date, age and gender. 4 most recent days are provisional



- Since the beginning of the pandemic:
 - 148,511 borough residents have been tested.
 - 25,655 tested positive.
- The spike in testing in March 2021 was due to the reopening of schools following the easing of national restrictions. Another increase was seen prior to the start of the summer term.

Image source: PHE LA Report

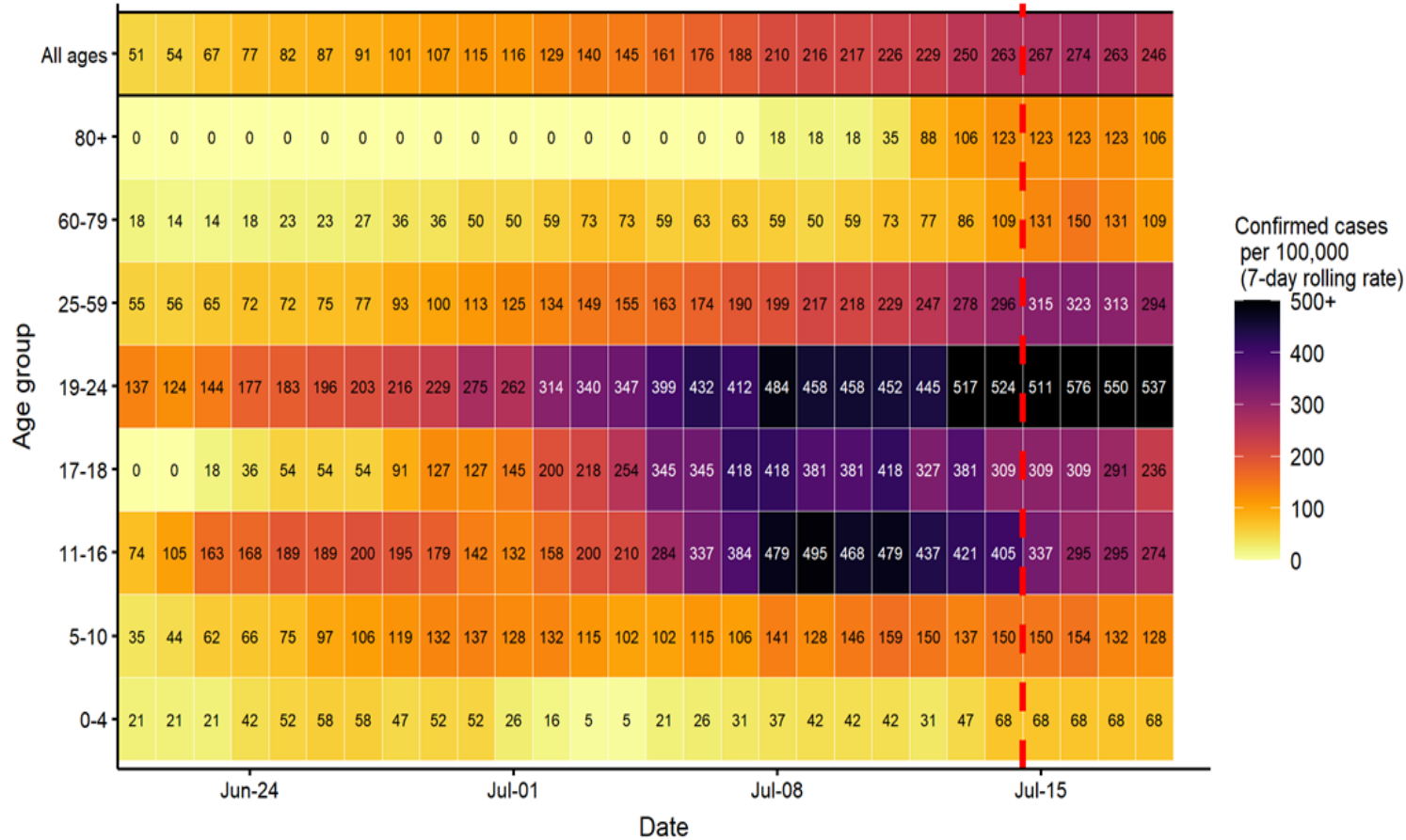
one borough; one community; no one left behind

**Barking &
Dagenham**

Age-specific case rates per 100,000 people, Barking and Dagenham

Age-specific 7-day rolling case rates per 100,000 population, Barking and Dagenham, June 21 to July 18 2021, highlighting age groups of interest.

The red dashed line denotes the 4 most recent days are provisional.



- As at the 14th July, the all ages borough average case rate was 263 per 100,000 residents, up from 188 on the 7th July.
- The case rate for 19-24 year old residents continues to rise rapidly and it remains the highest of all age groups.
- There has also been a small fall in cases within the 17-18 and 11-16 age groups. There is likely to be a continued reduction following the end of the school term.
- The 60-79 case rate has increased, and the rise is set to continue (based on provisional data).
- There have been a rapid rise in cases in residents aged 80+ from a zero case rate.

Image source: PHE LA Report

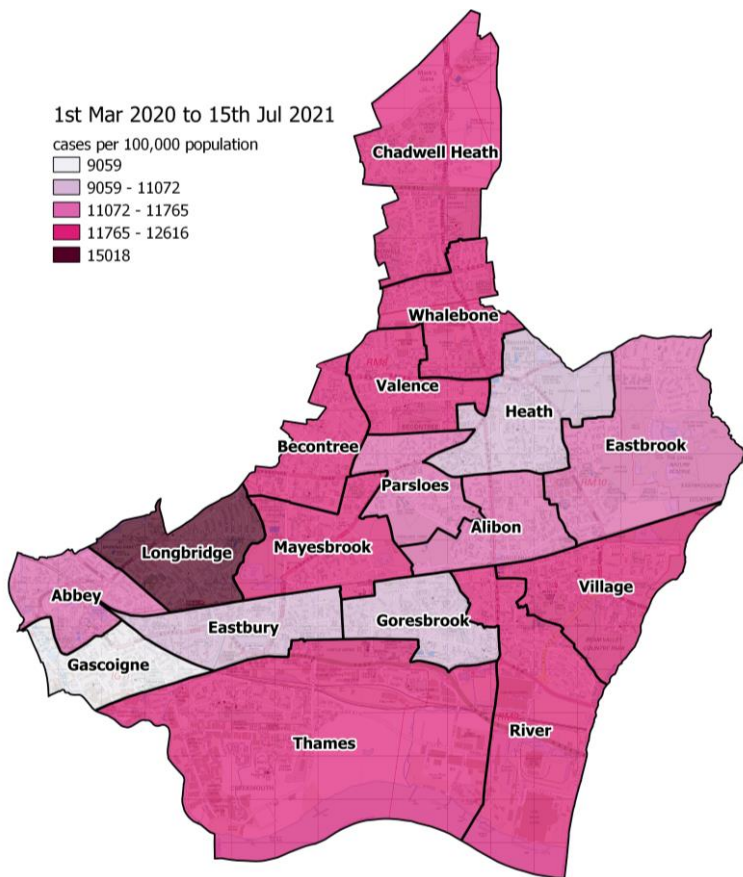
one borough; one community; no one left behind

**Barking &
Dagenham**

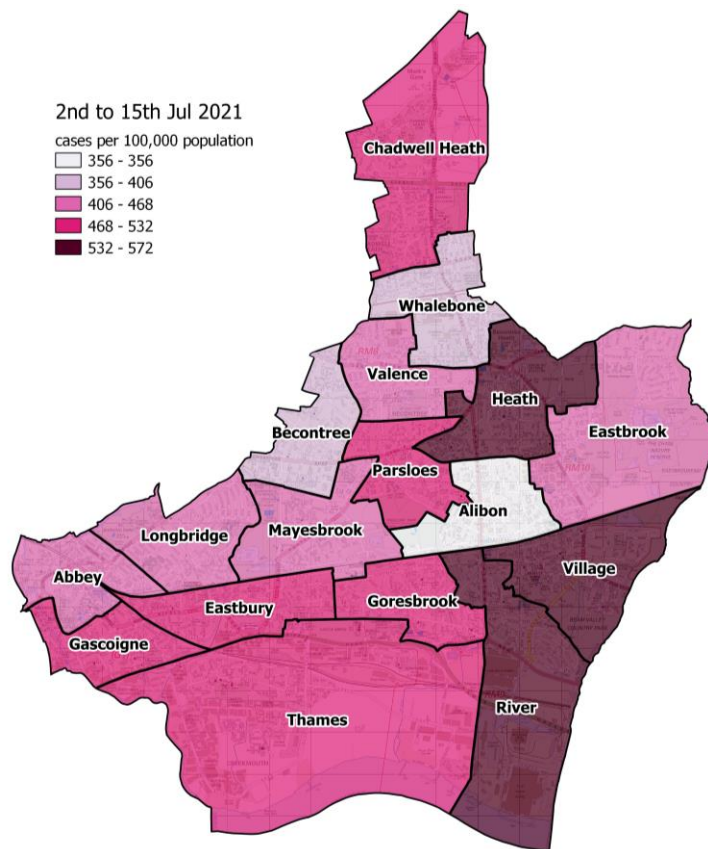
Cumulative and fortnightly confirmed cases by ward

- There have been 1,025 new cases confirmed in the borough in the most recent fortnight equating to a 14-day rate of 481.4 cases per 100,000 residents.
- Heath, River and Village have the highest 14-day case rates, with very little variation between them, whilst neighbouring Alibon has the lowest case rate. Cases are more evenly distributed across the borough than they were at the beginning of the month.
- The wards with the highest and lowest cumulative rates remain the same; Longbridge has the highest cumulative rate and Gascoigne the lowest.

Cumulative case rates



Case rates for the most recent fortnight



Cases and case rates by ward

Ward	Number of cases		Case rate		Population estimate
	1st Mar 2020 to 15th Jul 2021	2nd to 15th Jul 2021	1st Mar 2020 to 15th Jul 2021	2nd to 15th Jul 2021	
Abbey	1,855	72	11,762.8	456.6	15,770
Alibon	1,288	39	11,764.7	356.2	10,948
Becontree	1,846	62	12,096.2	406.3	15,261
Chadwell Heath	1,415	57	12,386.2	498.9	11,424
Eastbrook	1,346	50	11,619.5	431.6	11,584
Eastbury	1,412	66	11,010.6	514.7	12,824
Gascoigne	1,124	66	9,059.4	532.0	12,407
Goresbrook	1,341	62	11,071.7	511.9	12,112
Heath	1,321	69	10,942.7	571.6	12,072
Longbridge	1,926	60	15,017.5	467.8	12,825
Mayesbrook	1,401	51	12,615.9	459.3	11,105
Parsloes	1,283	56	11,519.1	502.8	11,138
River	1,511	69	12,462.9	569.1	12,124
Thames	1,896	80	12,080.3	509.7	15,695
Valence	1,380	48	12,497.7	434.7	11,042
Village	1,460	68	12,284.4	572.1	11,885
Whalebone	1,568	50	12,356.2	394.0	12,690
Total	25,373	1,025	11,917.5	481.4	212,906

Data source: PHE Line Lists

one borough; one community; no one left behind

Barking & Dagenham

Barking and Dagenham Covid related deaths

- For the week ending 9th July 2021 there have so far been no deaths of borough residents registered with a mention of Covid-19 on the death certificate.
- There has been a total of 553 Covid-19 deaths in Barking and Dagenham since the start of the pandemic.
- The total number of deaths (covid and non-covid) per week remains broadly in line with the 5 year average. However, the rapid increase in positive cases is sadly likely to lead to excess deaths from August onwards, although levels are unlikely to reach those seen during the 1st and 2nd waves due to the high proportion of residents that have been double vaccinated.

Trend in deaths that occurred from w/e 03/01/2020 to w/e 09/07/2021

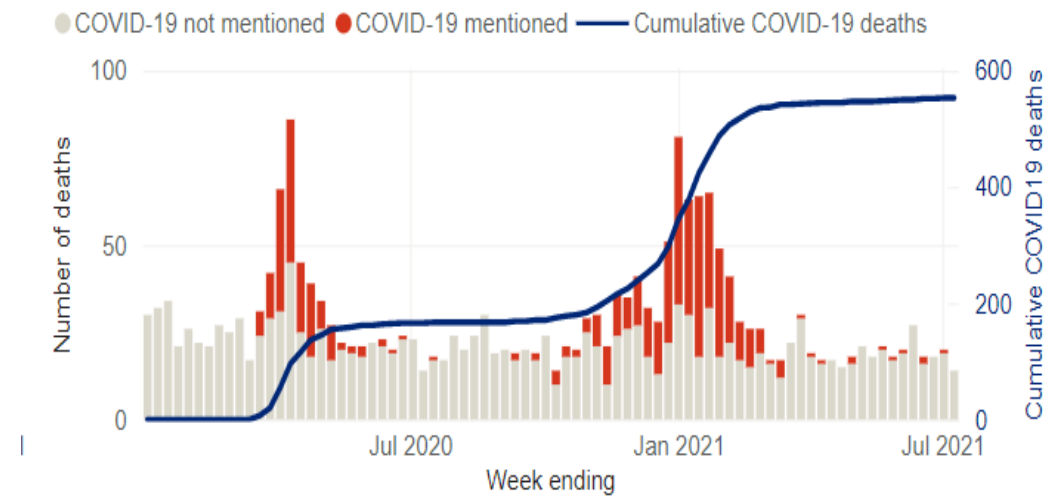
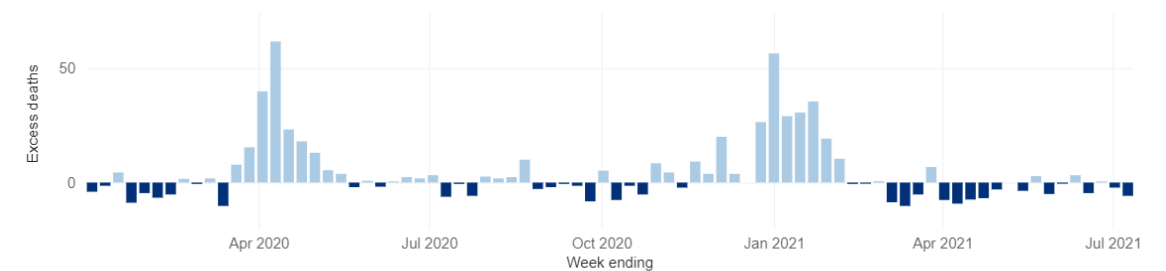
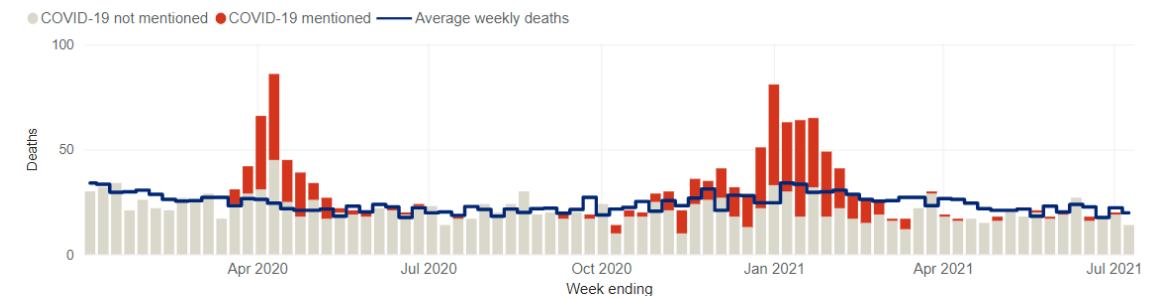


Image source: PHE Situational Awareness Explorer, based on weekly deaths data published by the ONS

Excess deaths (2020-21 deaths minus 2015 to 2019 average)



All deaths in 2020 by week, with proportion where COVID-19 is mentioned and weekly average occurrence 2015 to 2019; Barking and Dagenham



Director of Public Health recommended actions

- Post 19th of July maintain “sensible precautions” while the vaccine programme continues. Therefore, handwashing, ventilation, testing, isolating and face coverings in high-risk settings remain vital tools in suppressing the spread of the virus.
- Engage with local leaders and influencers to support balanced measures, clear communication and the collective effort of everyone are key to moving “slowly” through the next step of easing restrictions and keeping cases at low levels
- Encourage the uptake of PCR tests and self-isolation whenever Covid-19 symptoms develop, including testing twice a week using the rapid lateral flow tests available for free.
- Continue to support the NHS with vaccine roll out, prioritising those in the top 6 JCVI cohorts who have not been vaccinated or require their second dose, along with first doses for younger adults.
- PCN Barking & Dagenham East is one of three PCNs with the lowest vaccination coverage in the country. As well as taking targeted action to encourage vaccine take-up, work also needs to be done to ensure the list of patients registered to practices within this PCN is up to date to ensure we are targeting the right people.
- Review prevention programmes in light of the risks posed by any emerging Variants of Concern, and in order to reduce / better manage risk factors for chronic disease across the life course.
- Improve contact tracing rate to reach at least 90% of positive cases in Barking and Dagenham.
- Support those residents who are required to self-isolate, as well as the Clinically Extremely Vulnerable (CEV) residents who are advised to shield. Ensure timely payment of the £500 support package for those who are eligible.